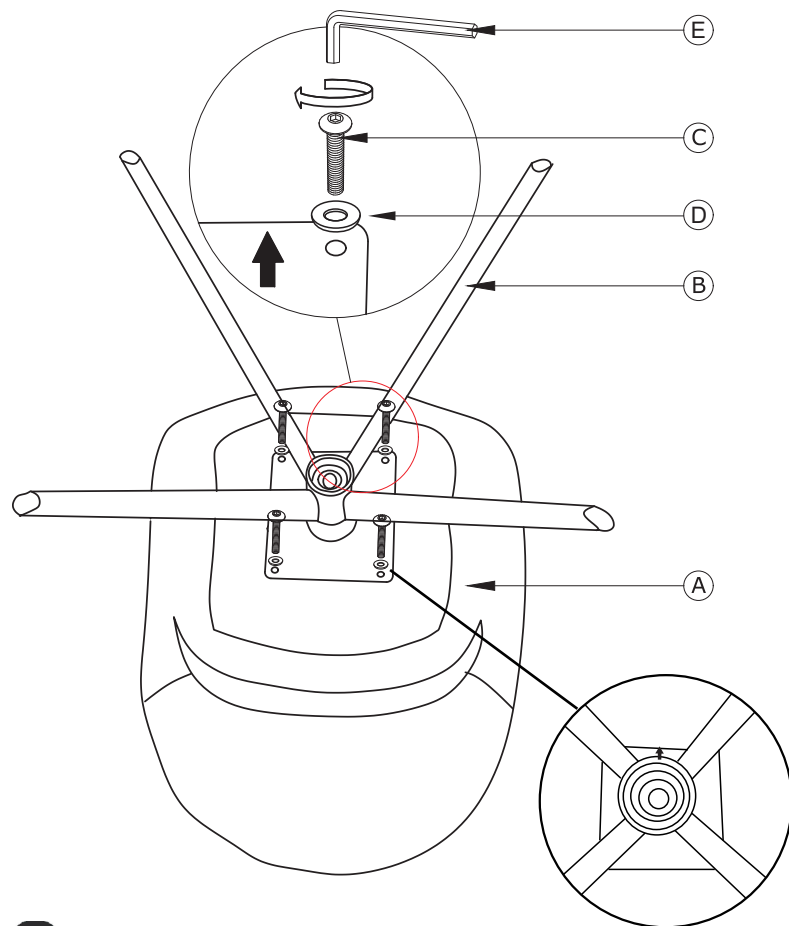
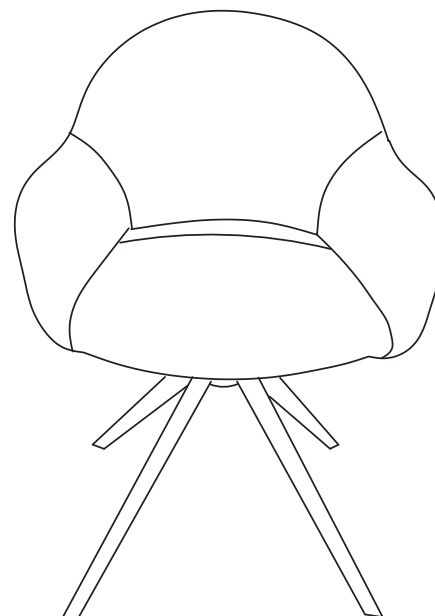


Assemble the frame to the bottomside of the seat with the 4pc. Bolts(C) and tighten them with the L-key (E).
Make sure the arrow on the assembly plate points to the frontside of the chair.

1



2



ONE PERSON



FR
Pensez à
donner ou recycler.



Association

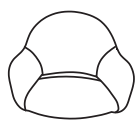






Magasin



Déchèterie

<https://quefairedemesdechets.fr>

NO:	A	B	C	D	E
FITTINGS:	 SEAT	 FRAME	 BOLT M6×25MM	 Ø6×16×1.5MM	 5MM
QTY:	1	1	4	4	1