Gebrauchsanleitung PK-Nr. 3181

Instructions / Mode d'emploi / Gebruiksaanwijzing / инструкция по использованию / 使用说明

PAIDI Möbel GmbH
Hauptstraße 87
D-97840 Hafenlohr

PAIDI Kinderwelten

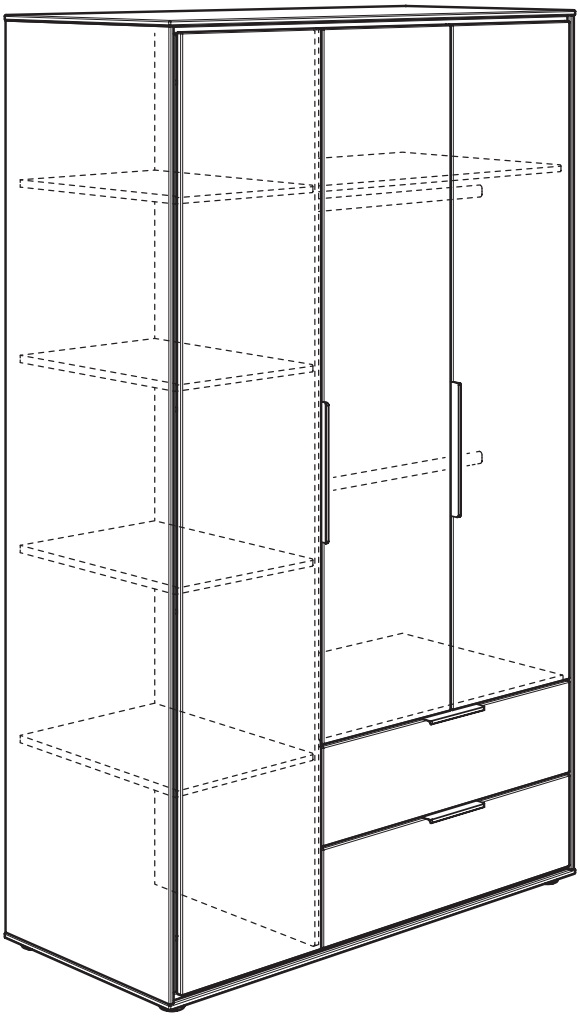

LIEVEN

128 0334

RAL GÜTEZEICHEN MÖBEL PRODUKT QUALITÄT

H19730058

BLAUER ENGEL DAS UMWELTZEICHEN

www.blauer-engel.de/uz38

- emissionsarm
- Holz aus nachhaltiger Forstwirtschaft

Warnhinweis!

Warning! / Avertissement! / Waarschuwing! / Предупреждение! / 警示!

PAIDI Möbel GmbH
Hauptstraße 87
D-97840 Hafenlohr

Kinderwelten

V.. **Vorbereitung / Preparation / Préparation / Voorbereiding / Подготовка /** 准备

M.. **Montage / Assembly / Assemblage / Montage / Монтаж /** 组装

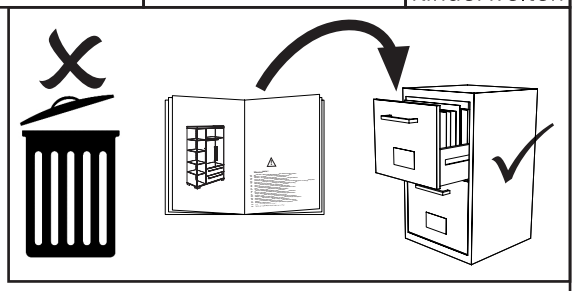

siehe PK-Nr. 2800

Warnhinweis !

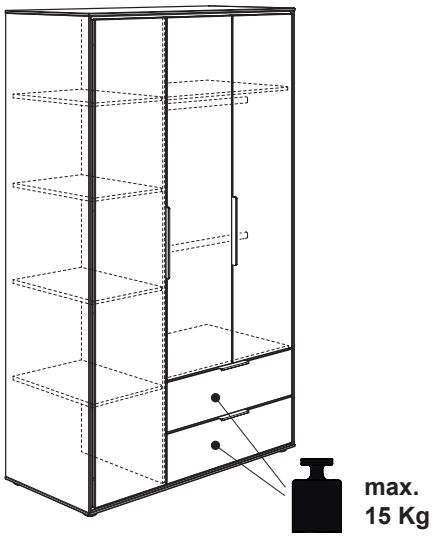

DE **Warnhinweis ! Beiliegende Wandbefestigungen müssen montiert werden !**
FR Attention ! Les fixations murales ci-jointes doivent être montées !
GB Attention ! The enclosed wall mountings must be fitted !
NL Let op ! De meegeleverde wandbevestigingen moeten worden gemonteerd !
ES ¡Atención! Las fijaciones murales incluidas deben montarse !
GR Προσοχή ! Τα εξαρτήματα στήριξης που περιλαμβάνονται στη συσκευασία πρέπει να συναρμολογηθούν !
IT Attenzione ! Occorre montare i fissaggi per attacco alla parete qui allegati !
CZ Pozor ! Přiložené úchytky musí být namontovány na stěnu !
SL Pozor ! Namontirati je potrebno priložene elemente za pritrditev na zid !
PL Uwaga ! Załączone zamocowania do ściany muszą być zamontowane !
BG Внимание ! Приложените закрепвания за стена трябва да бъдат монтирани !
HR Pozor ! Priložena zidna pričvršćenja moraju biti montirana !
LT Dėmesio ! Pridedamas tvirtinimo prie sienos detales reikia sumontuoti !
RU Внимание ! Обязательно используйте прилагаемые крепления стене !
CN 注意！ 附带的墙壁安装组件必须安装 ！
AR **نتبه! لا بد من تركيب الأدوات المرفقة للتثبيت على الحائط!**

DE **Schraubenverbindungen von Zeit zu Zeit auf ihre Festigkeit prüfen, gegebenenfalls nachziehen, da die Stabilität der Konstruktion sonst nicht gegeben ist.**
FR Vérifier les connexions à vis de temps en temps, resserrer celles-ci le cas échéant, car, sinon, la stabilité de la construction ne serait pas assurée.
GB Check the tightness of the screw connections from time to time and tighten if necessary, as otherwise the stability of the construction is not assured.
NL Schroefverbindingen moeten van tijd tot tijd op hun stevigheid worden gecontroleerd en eventueel worden vastgedraaid, aangezien de stabiliteit van de constructie anders niet verzekerd is.
ES Compruebe de vez en cuando la firmeza de las uniones atornilladas y reapriete los tornillos si fuera nece-sario, pues de lo contrario quedaría afectada la estabilidad de la estructura.
GR Πού και πού ελέγχετε τη σταθερότητα των κοχλιωτών συνδέσεων κι εφ‘ όσον είναι ανάγκη, τις σφίγγετε ξανά, επειδή διαφορετικά δεν είναι η ευστάθεια της κατασκευής δεδομένη.
IT Controllare di tanto in tanto la tenuta delle connessioni a viti, all’occorrenza provvedere a serrarle di nuovo, poiché altrimenti non è garantita la stabilità della struttura.
CZ Čas od času zkontrolujte pevnost šroubových spojů, případně je dotáhněte, jinak nebude konstrukce stabilní.
SL Vijačne zveze od časa do časa preveriti glede na trdnost, po potrebi priviti, saj sicer stabilnost konstrukcije ne bo zagotovljena.
PL Połączenia śrubami sprawdzać od czasu do czasu pod kątem ich trwałości, ewentualnie dokręcać, gdyż inaczej konstrukcja nie jest stabilna.
BG Контролирайте от време на време дали болтовите съединения са добре завинтени, тъй като в противен случай не може да се гарантира стабилността на конструкцията.
HR Spojeve vijaka s vremena na vrijeme provjeriti u svezi čvrstoće, po potrebi stegnuti, jer inače nije zajamčena stabilnost konstrukcije.
LT Kartais patikrinkite varžtų jungčių stiprumą, prireikus suveržkite juos stipriau, nes priešingu atveju konstrukcija nebus stabili.
RU Перепроверяйте время от времени болтовые соединения. Они должны быть плотно затянуты. Это гарантирует стабильность конструкции.
CN 请经常的检查连接处的螺丝，如有发现松动请及时锁紧，否则将无法保障其稳定性。

DE **Pflegehinweis: Zum Reinigen der Oberflächen ein leicht-feuchtes Tuch oder ein handelsübliches Möbelpflegemittel verwenden.**
FR Indication sur l’entretien: pour nettoyer les surfaces, utiliser un chiffon légèrement humide ou un nettoyant pour meubles en vente dans le commerce
GB Caring for the… : In order to clean the surfaces please use a slightly damp cloth or commercially available furniture care product.
NL Verzorgingsanwijzing: Voor het reinigen van de oppervlakken een licht vochtig doek of een gebruikelijk meubelschoonmaakmiddel gebruiken.
ES Recomendaciones de cuidado: Para limpiar las superficies del mueble debe usar un trapo humedecido o un producto de limpieza de muebles comercial.
GR Οδηγίες περιποίησης: Για το καθάρισμα των επιφανειών να χρησιμοποιείτε ένα ελαφρά νοτισμένο πανάκι ή λούστρο επίπλων.
IT Indicazione per pulizia e cura: Per la pulizia delle superfici utilizzate un panno leggermente umido o un normale prodotto per la cura dei mobili.
CZ Pokyny k čištění: Na čištění povrchu použijte pouze navlhčený kousek látky nebo běžný prostředek na ošetřování nábytku.
SL Navodilo za nego: Za čiščenje površin uporabljajte malo vlažno cunjo ali trgovsko običajno sredstvo za nego pohištva.
PL Wskazówka pielęgnacyjna: do czyszczenia powierzchni stosować lekko wilgotną ściereczkę lub zwykły środek do pielęgnacji mebli.
BG Указание за поддържане: Използвайте леко навлажнена кърпа или обикновен препарат за поддържане на мебели, за да почистите повърхностите.
HR Upute za njegu: Za čišćenje površina upotrijebiti jednu lako navlaženu krpu i trgovačko uobičajeno sredstvo za njegu namještaja.
LT Rekomendacija priežiūrai: Paviršius valykite drėgna pašluoste arba parduotuvėse įsigytomis baldų priežiūros priemonėmis.
RU Рекомендации по уходу: для очистки поверхностей используйте слегка влажную тряпку или обычное средство по уходу за мебелью.
CN 保养说明：清洁表面只需用稍微潮湿的布或普通的家具清洁剂即可。
AR إرشاد للعناية: يرجى من أجل تنظيف الأسطح استخدام منديل رطب بعض الشيء أو استخدام إحدى مواد تنظيف الأثاث المتوفرة في الأسواق التجارية.

Beschläge

Fittings / Raccords / Hulpstukken / Фурнитура / 配件

PAIDI Möbel GmbH
Hauptstraße 87
D-97840 Hafenlohr

Kinderwelten

1:1
DIN A4

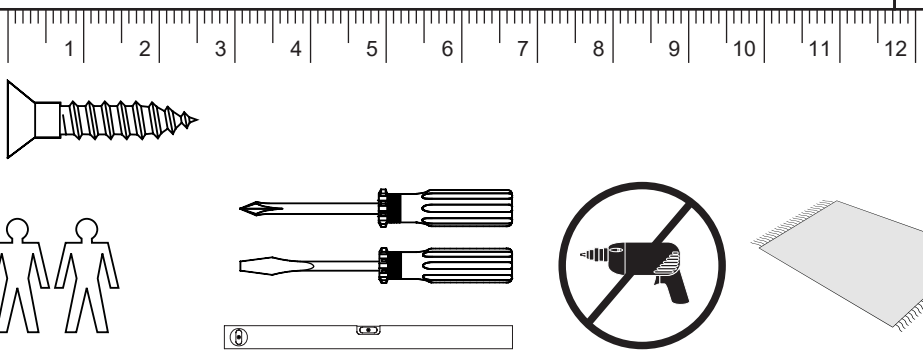

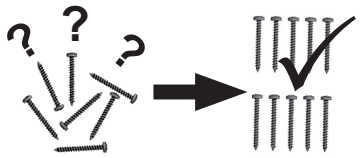

ca. 1,75h

A	B	C	D	E	F	G	H
14x 681 0757	5x 681 8408	5x 681 8409	M8 x 30 5x 681 8427	M8 5x 681 8428	3,5 x 13 9x 681 4887	24x 681 8137	4x 681 1645

I	J	K	L	M	N
8x 681 2497	6,3 x 15 8x 681 5060	12x 681 2498	2x 681 3416	2x 681 3417	6,3 x 14 8x 681 5097

O	P	Q	R
6,3 x 11 10x 681 5066	300 mm 2x 681 8365	178 mm 2x 681 8366	1x 681 8562

AU	MI	S	Z
7x 681 2586	3x 681 2588	10x 681 2794	10x 681 2552

U	X	Y	
1x 681 0890	Eiche oak 8x 683 0104	Eiche oak ø10 x 15 2x 683 0059	SW4 1x 681 3011

PK-Nr. 3181 Stand 12/2021 Ä: 07/2022

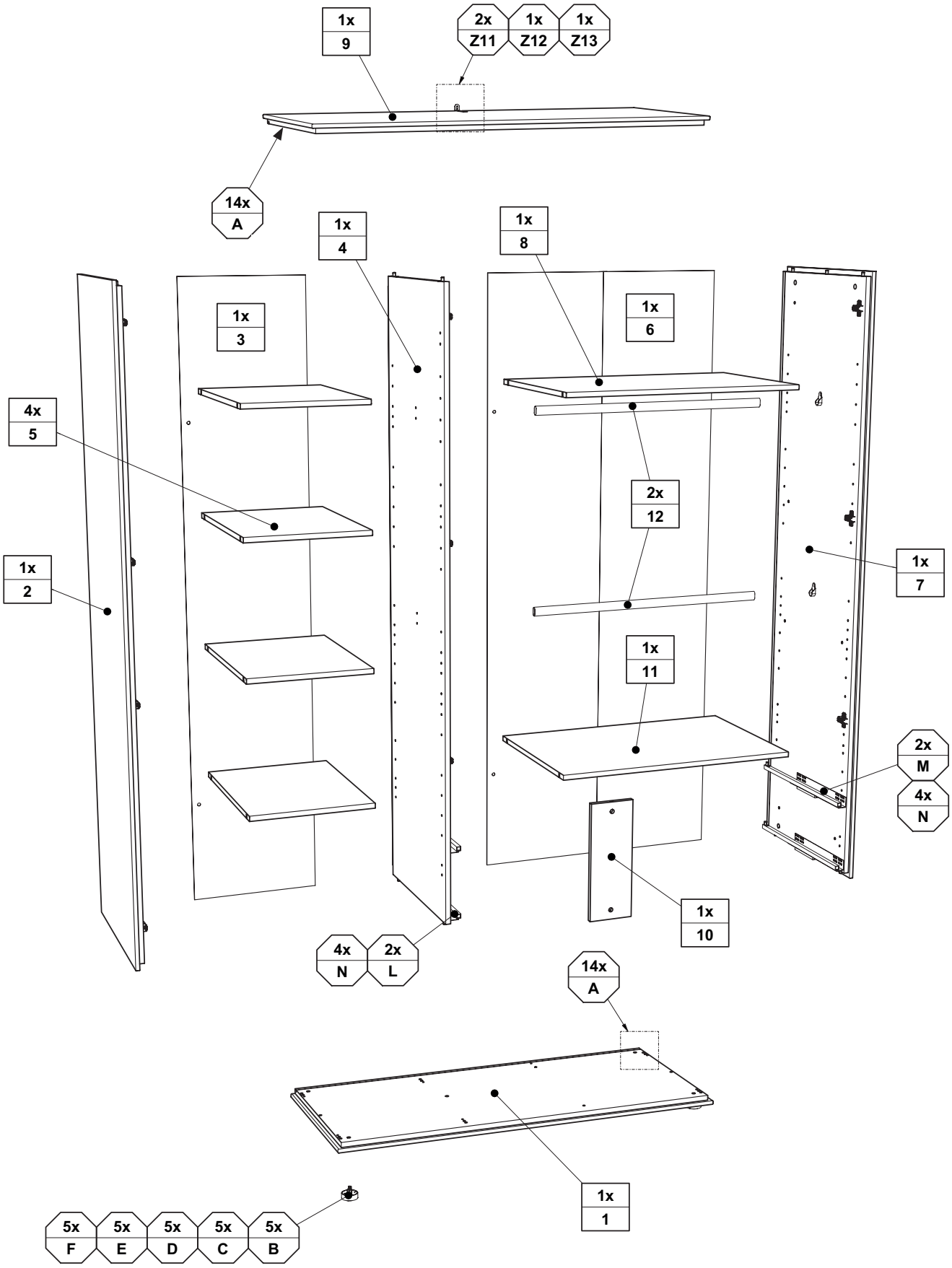
1x 9
2x Z11
1x Z12
1x Z13
14x A
1x 4
1x 8
1x 3
1x 6
4x 5
2x 12
1x 2
1x 7
1x 11
2x M
4x N
1x 10
4x N
2x L
14x A
1x 1
5x F
5x E
5x D
5x C
5x B

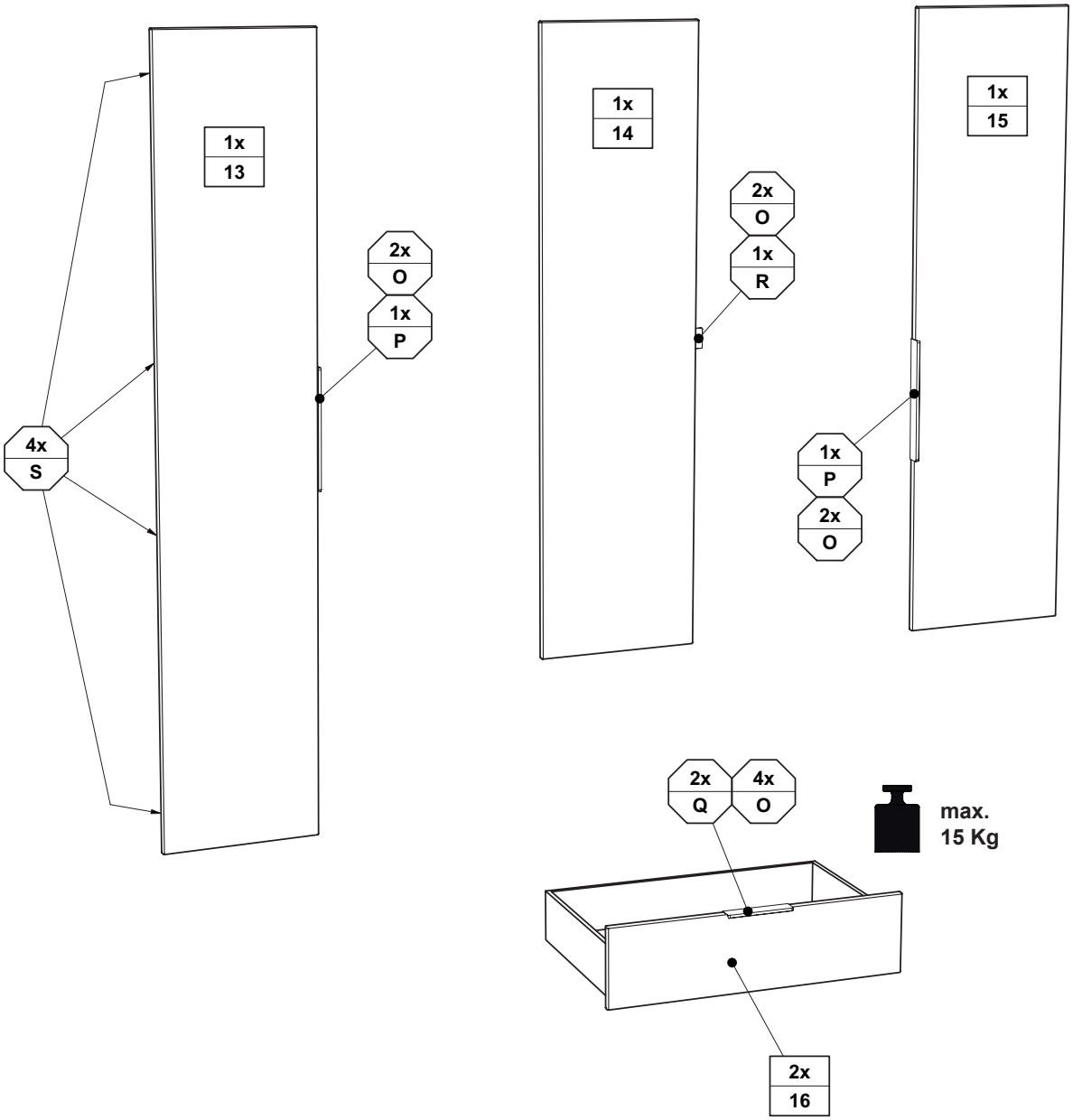
1x
13
2x
O
1x
P
4x
S
1x
14
2x
O
1x
R
1x
15
1x
P
2x
O
2x
Q
4x
O
max.
15 Kg
2x
16

V1

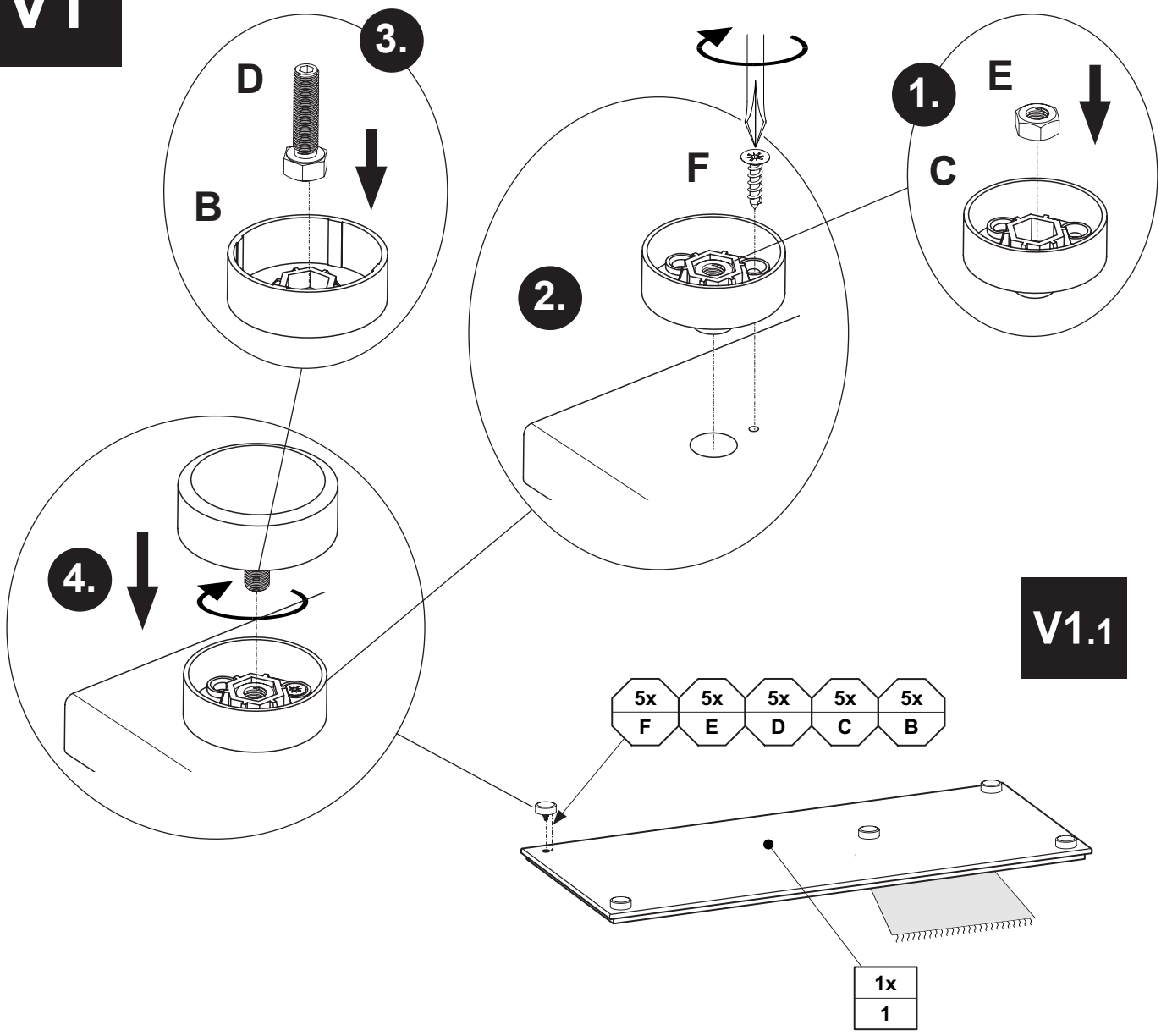

V1.1

V1.2

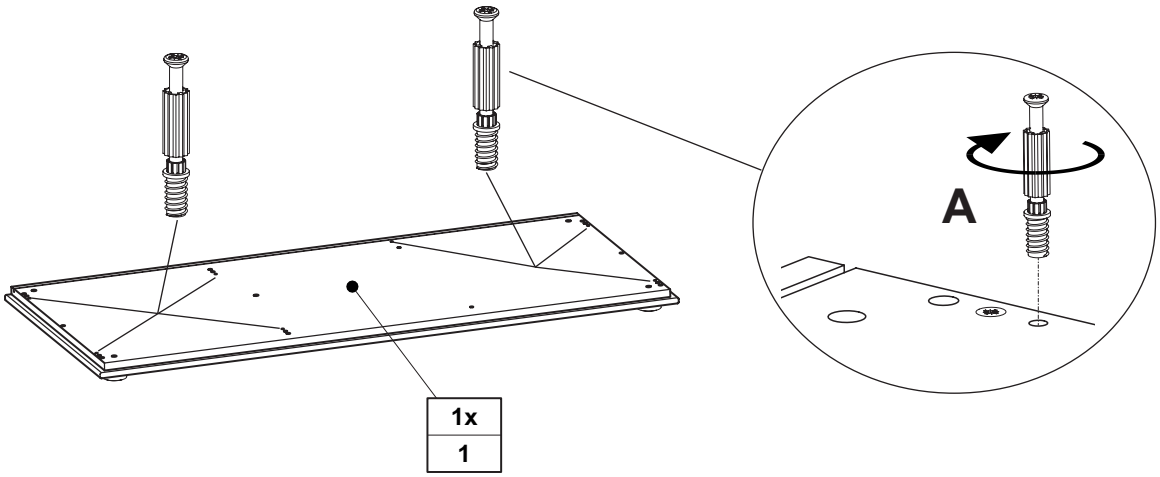

A	B	C	D	E	F
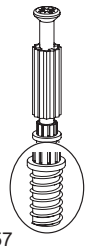	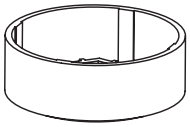	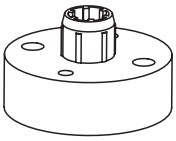			
7x 681 0757	5x 681 8408	5x 681 8409	M8 x 30 5x 681 8427	M8 5x 681 8428	3,5 x 13 5x 681 4887

V2

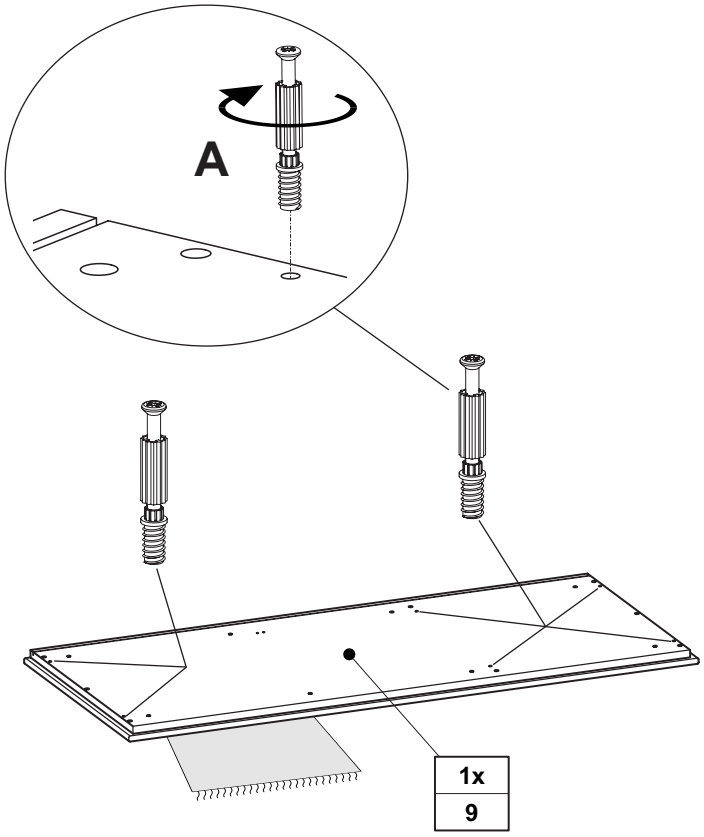

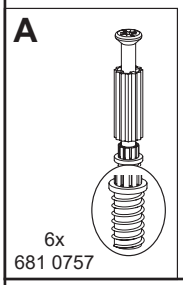

V3

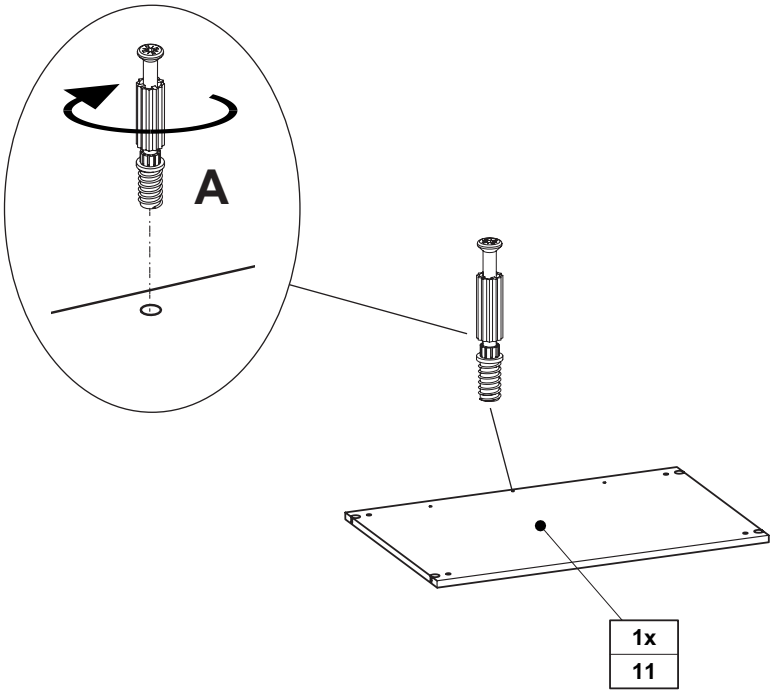

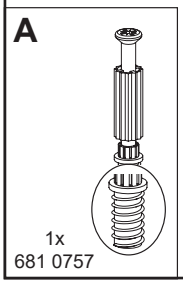

V4

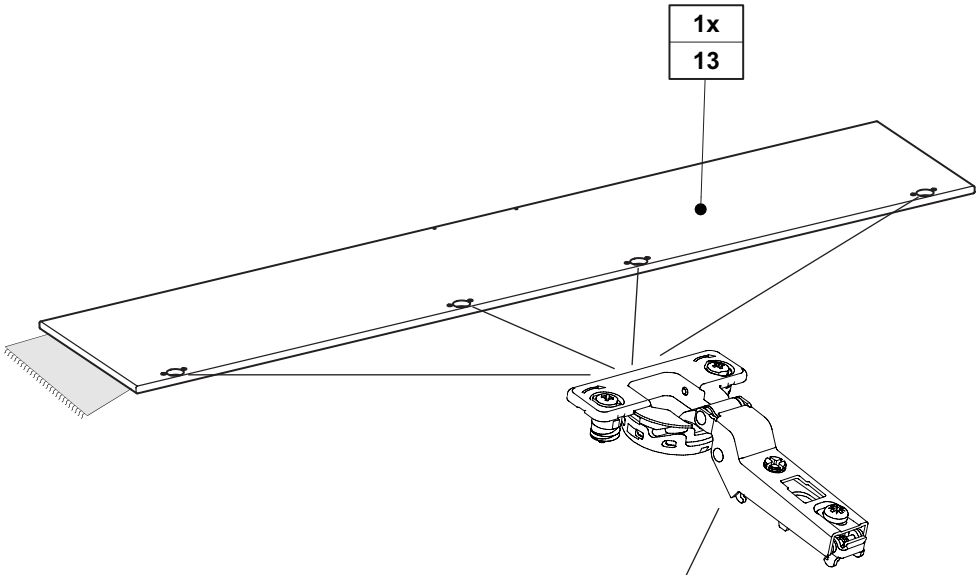

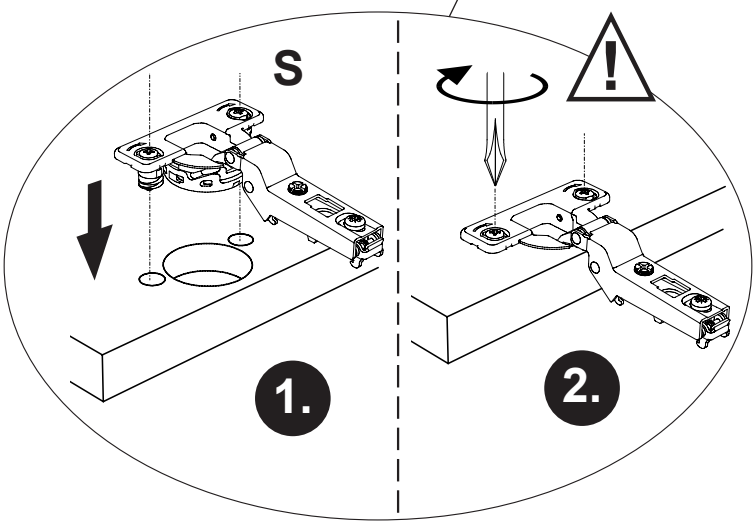

S

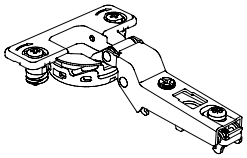

4x
681 2794

O	R	S
	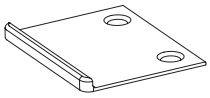	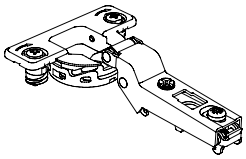
6,3 x 11 2x 681 5066	1x 681 8562	3x 681 2794

V5

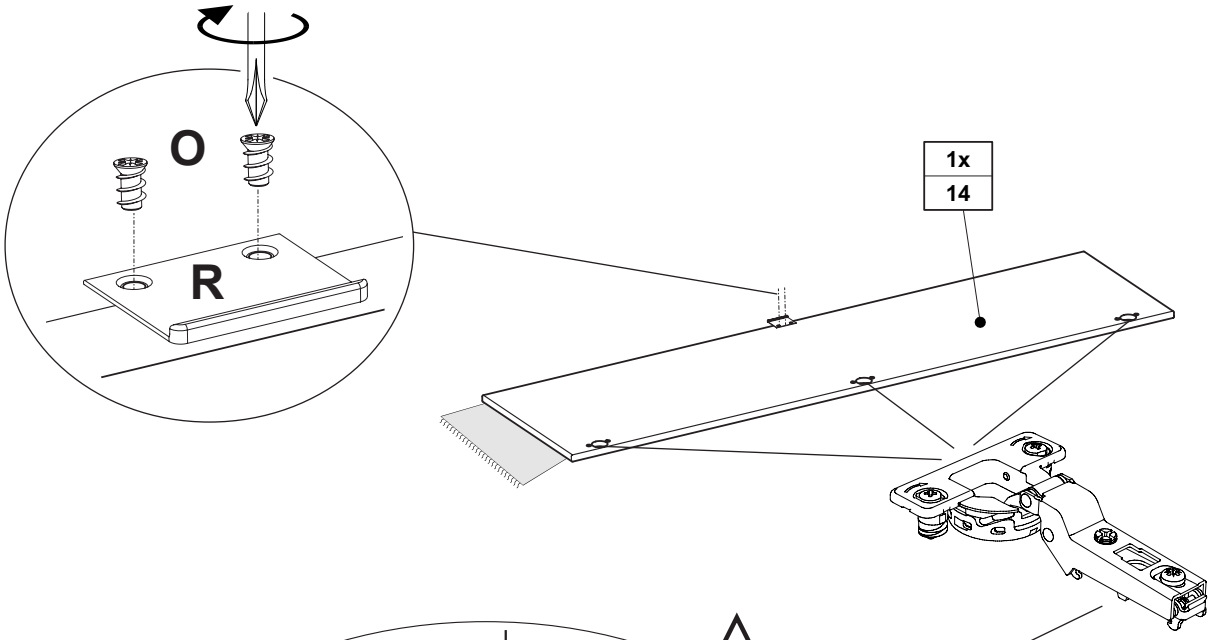

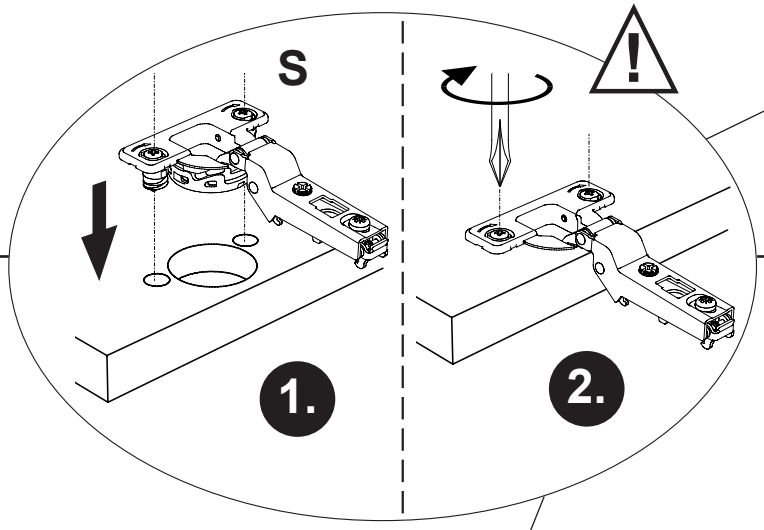

V6

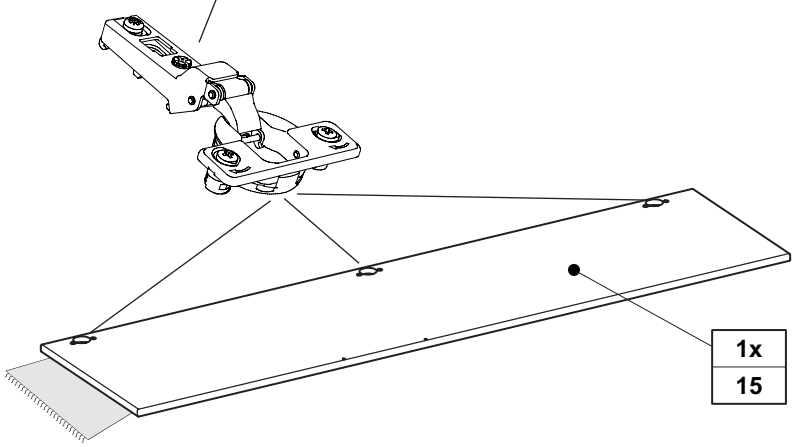

S
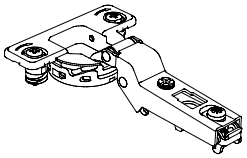
3x 681 2794

M1

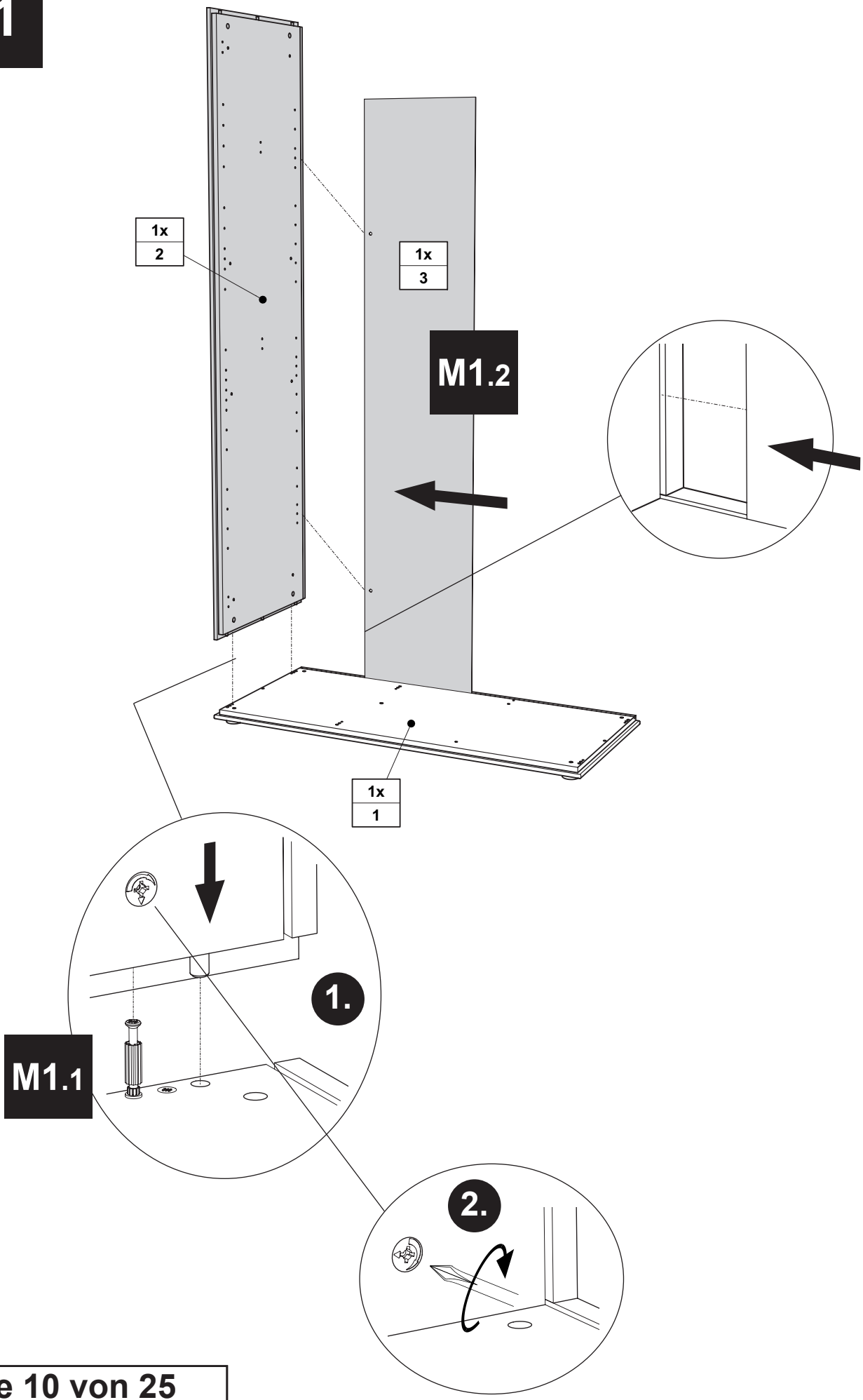

M2

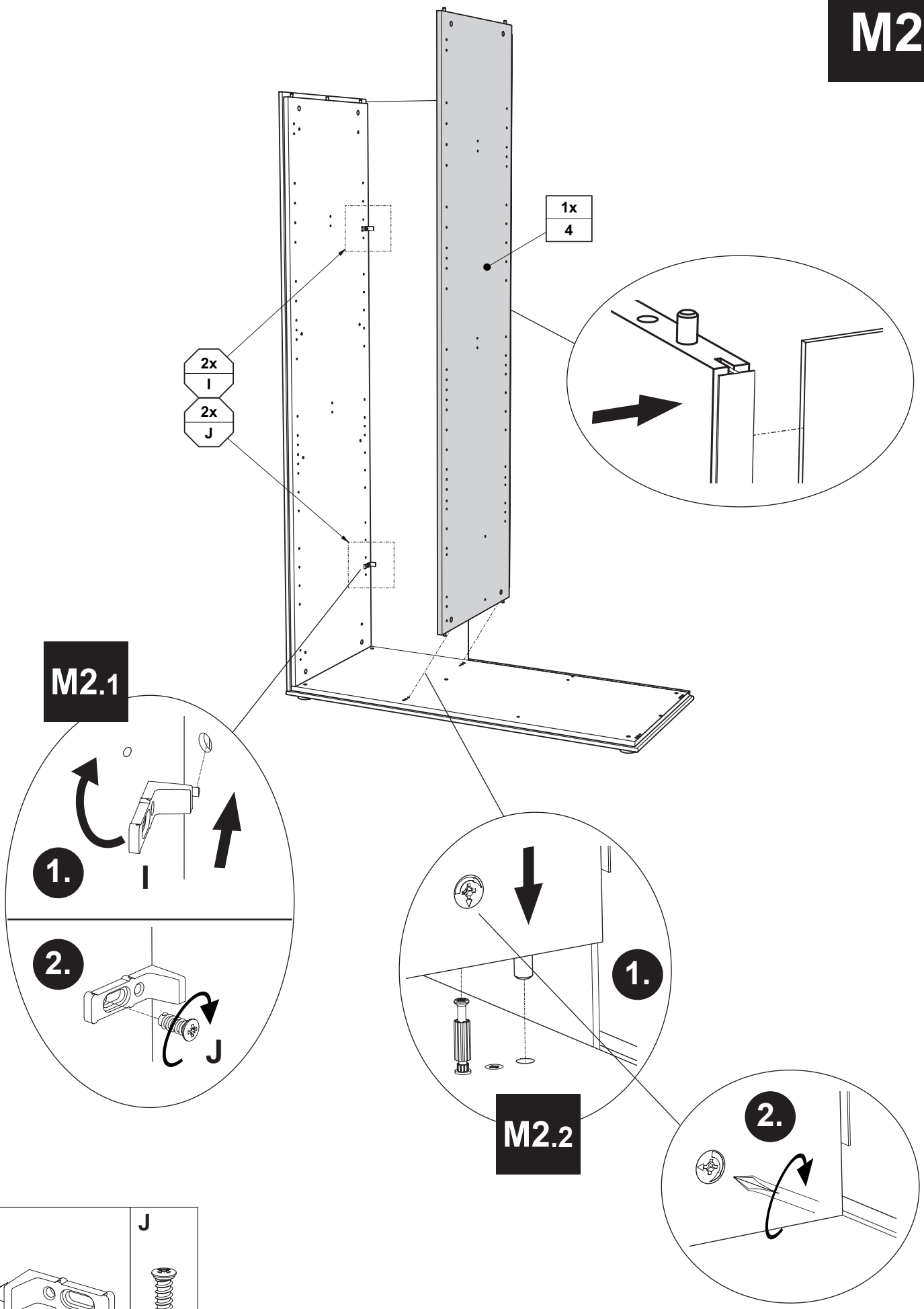

I	J
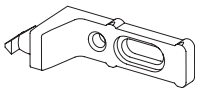	
2x 681 2497	6,3 x 15 2x 681 5060

M3

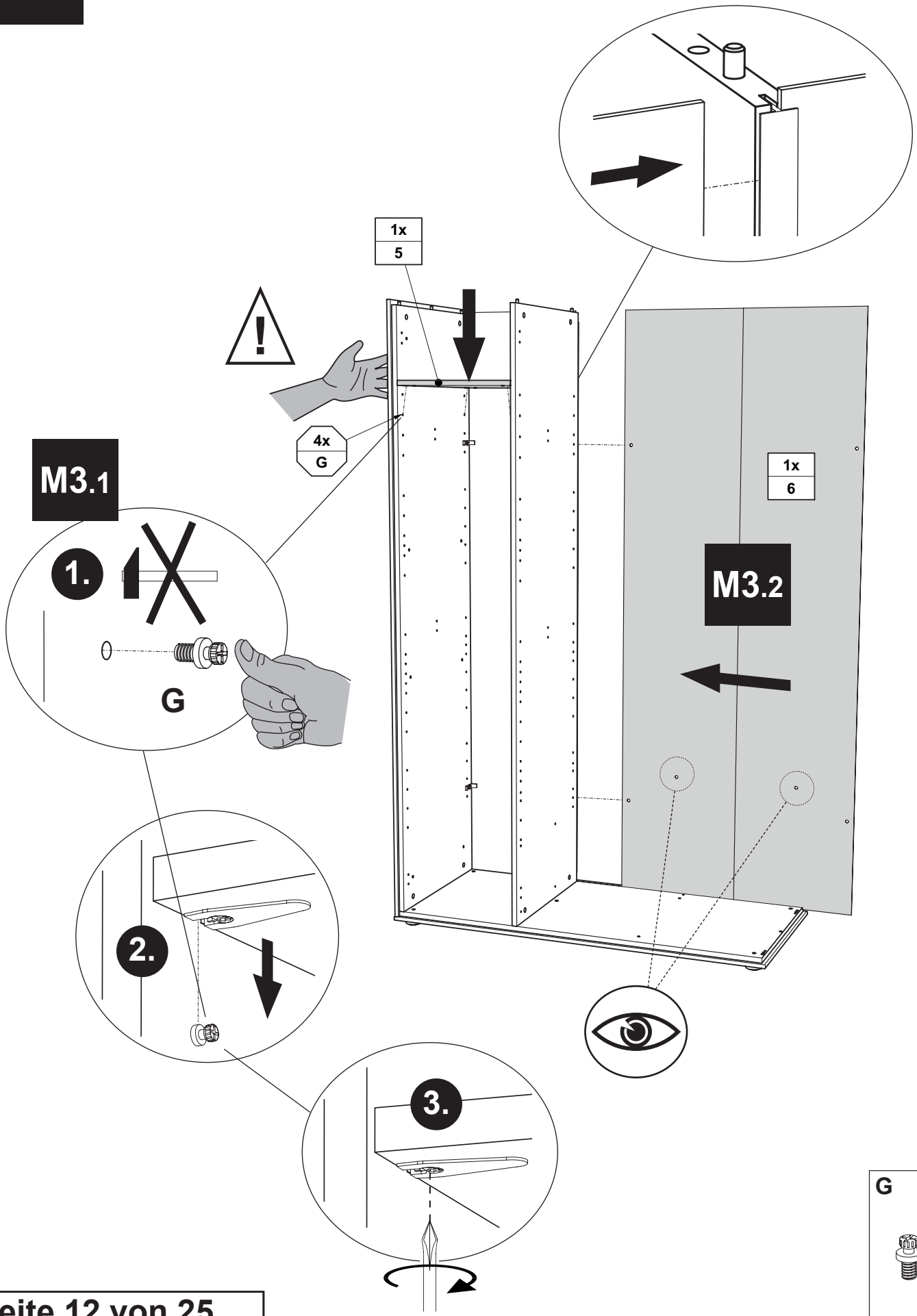

G

4x
681 8137

M4

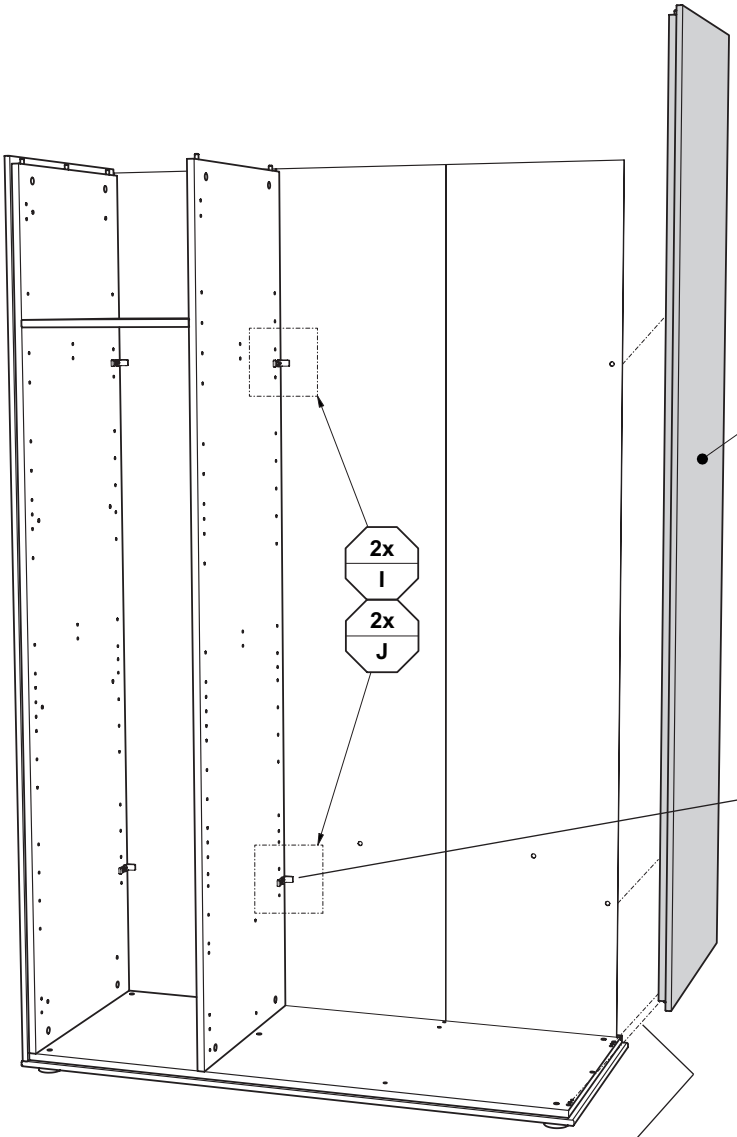

M4.1

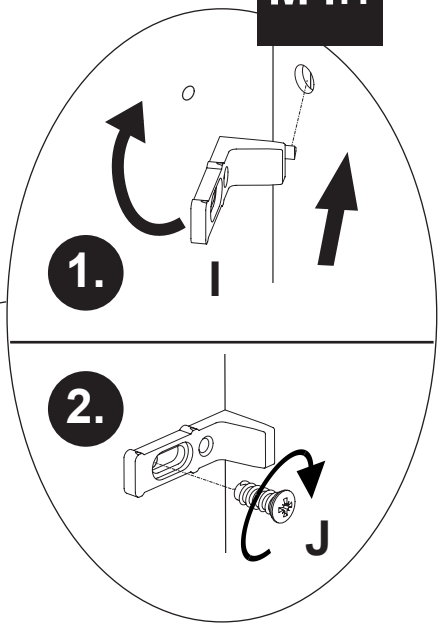

M4.2

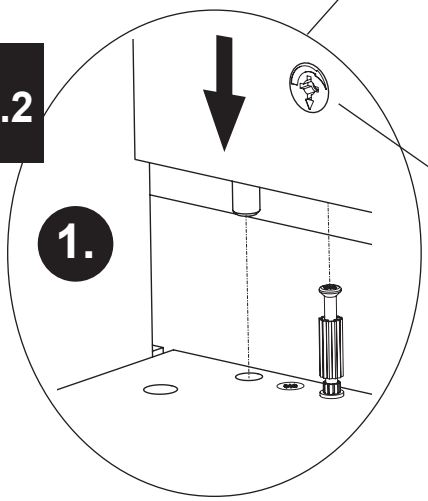



I	J
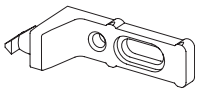	
2x 681 2497	6,3 x 15 2x 681 5060

M5

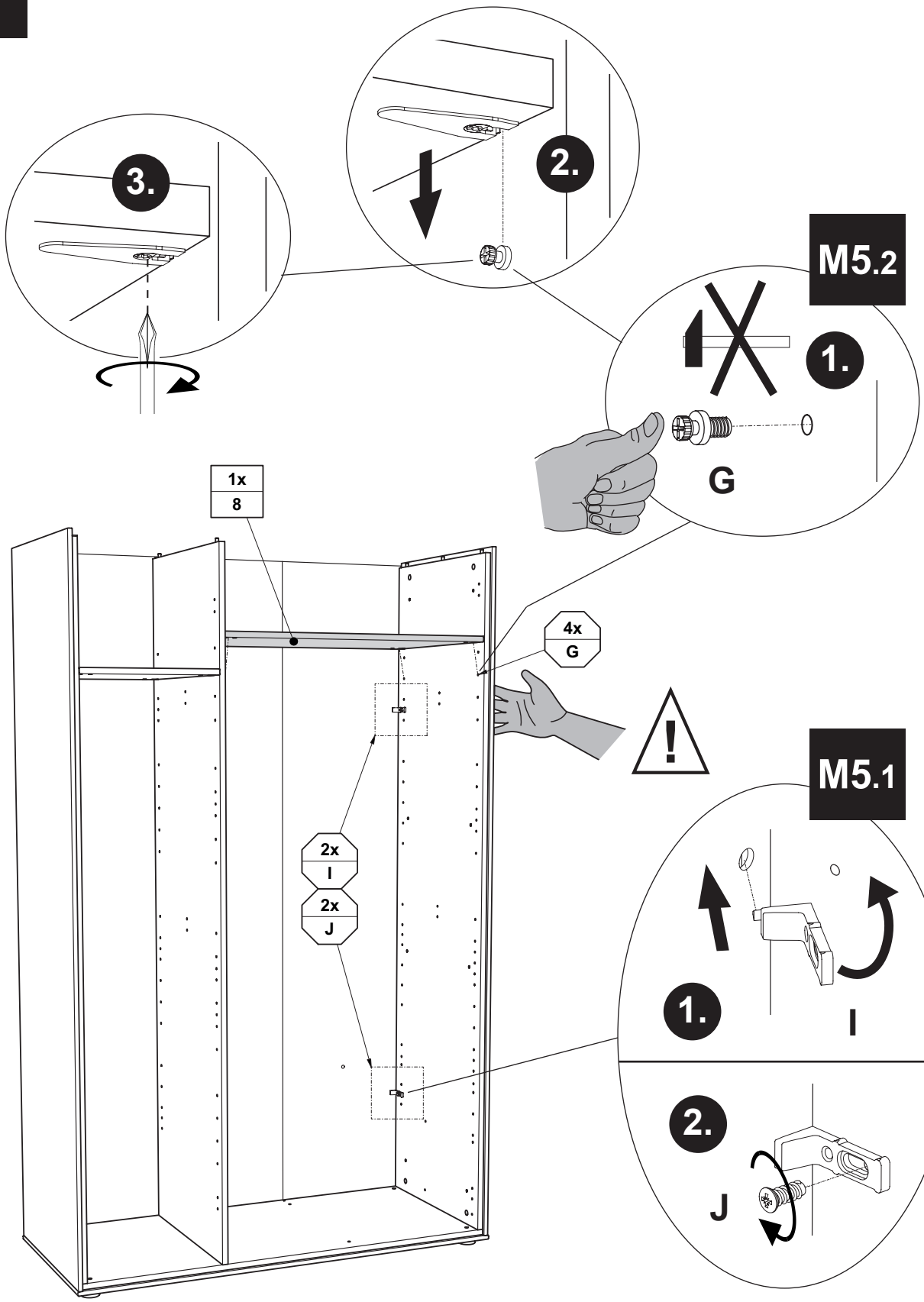

G	I	J
4x 681 8137	2x 681 2497	6,3 x 15 2x 681 5060

M6

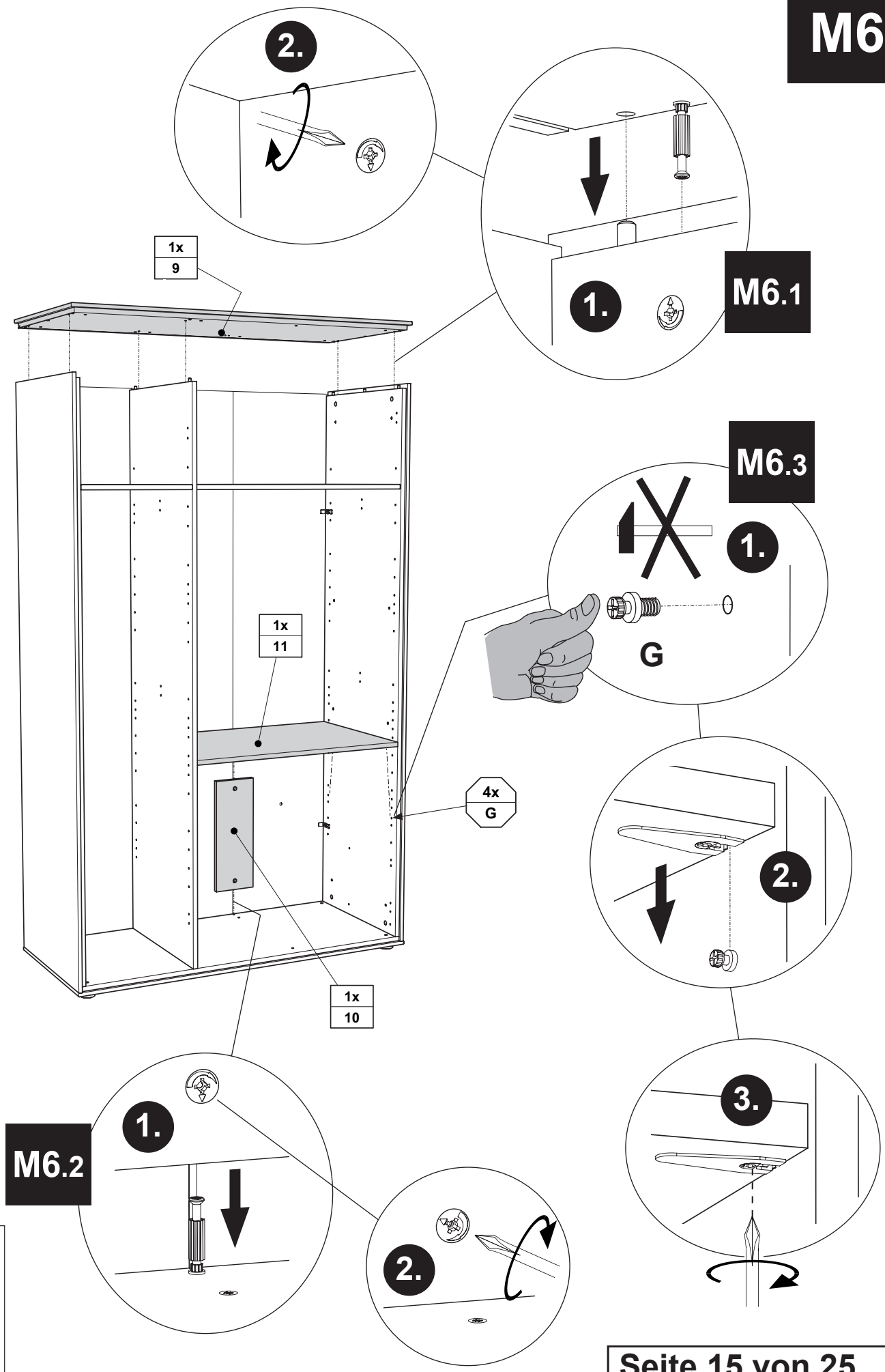

G

4x
681 8137

M7

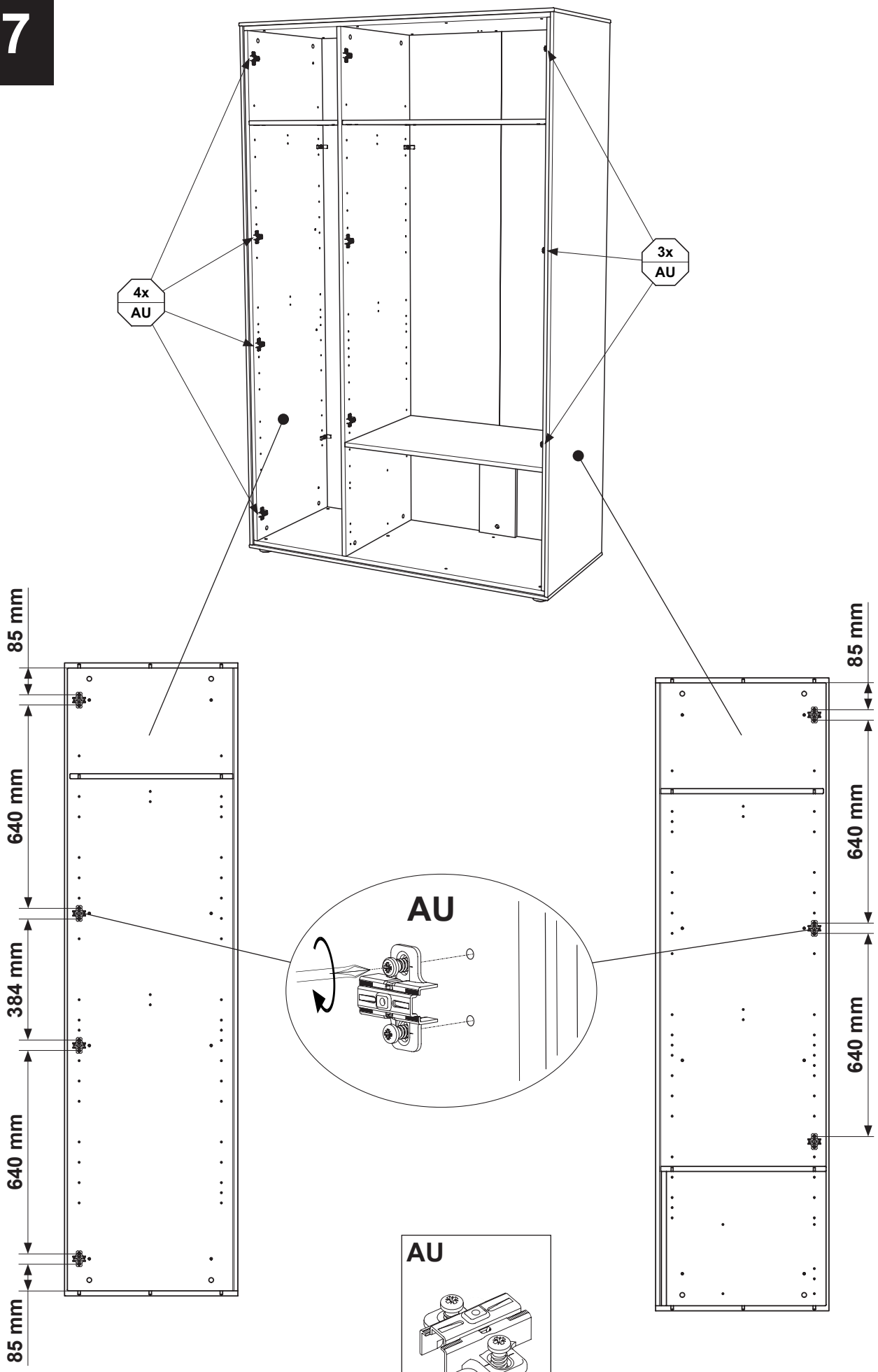
4x
AU
3x
AU
85 mm
640 mm
384 mm
640 mm
85 mm
85 mm
640 mm
640 mm
AU
AU
7x
681 2586

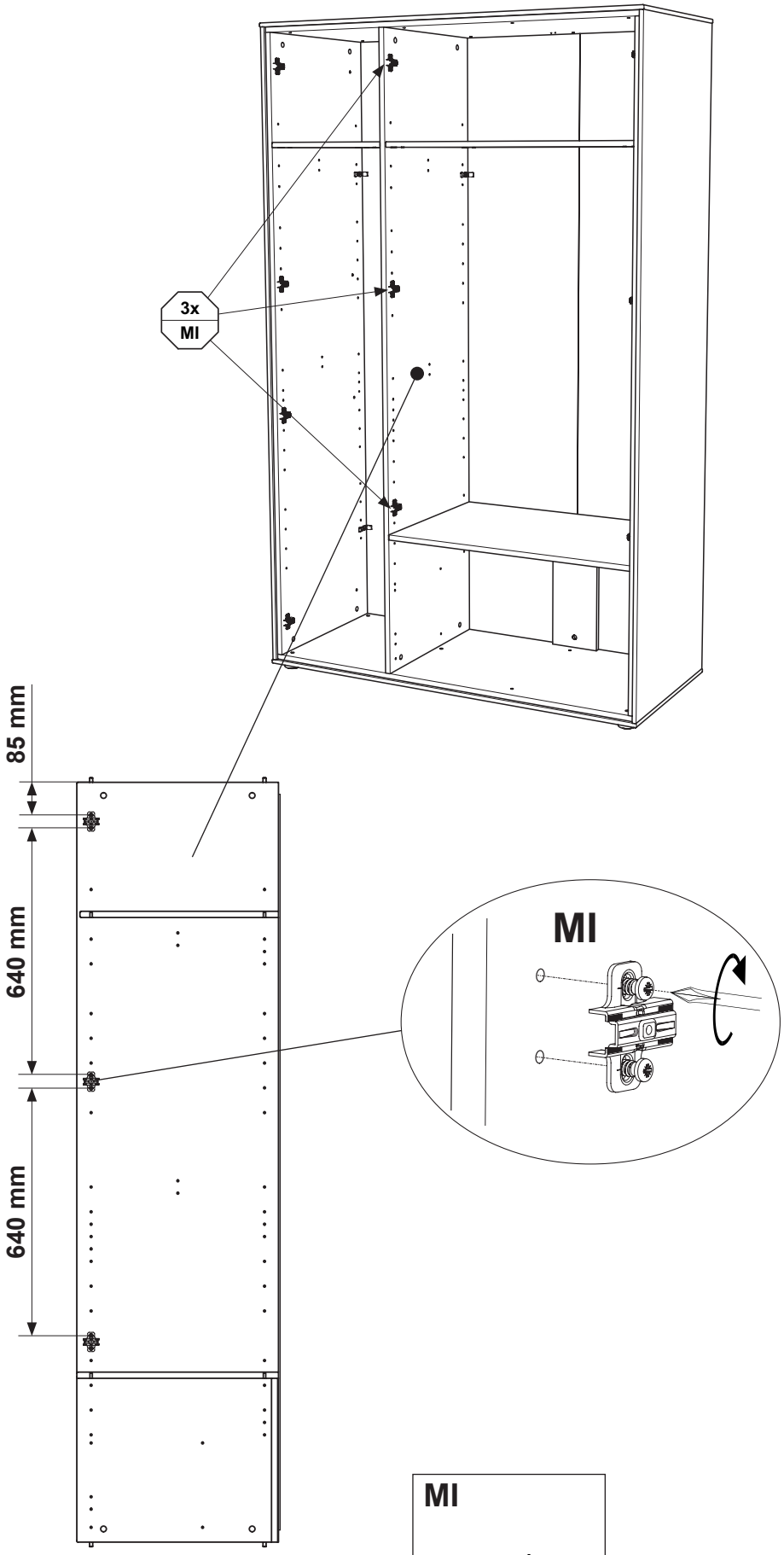
3x
MI
85 mm
640 mm
640 mm
MI

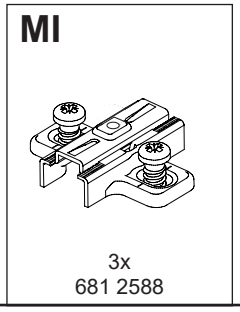
MI
3x
681 2588

M9

= Einbauhöhe vom Einlegboden ist variabel !

Installation height of the shelves is variable!
La hauteur de montage des rayons est variable!
Montagehoogte van de legplanken is variabel!
Высоту установки полок можно изменять!
隔板的安装高度是可变的!

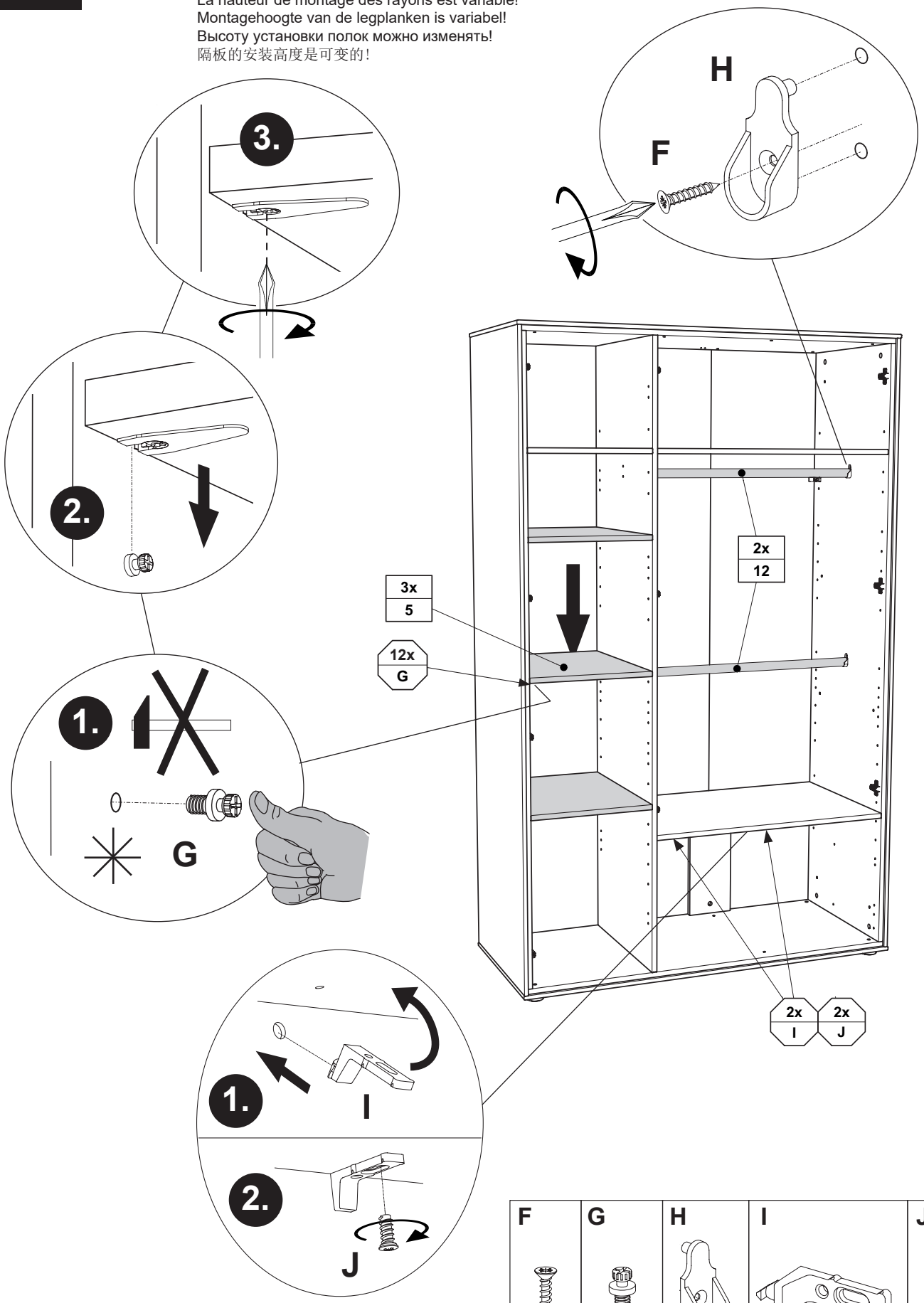

F	G	H	I	J
3,5 x 13 4x 681 4887	12x 681 8137	4x 681 1645	2x 681 2497	6,3 x 15 2x 681 5060

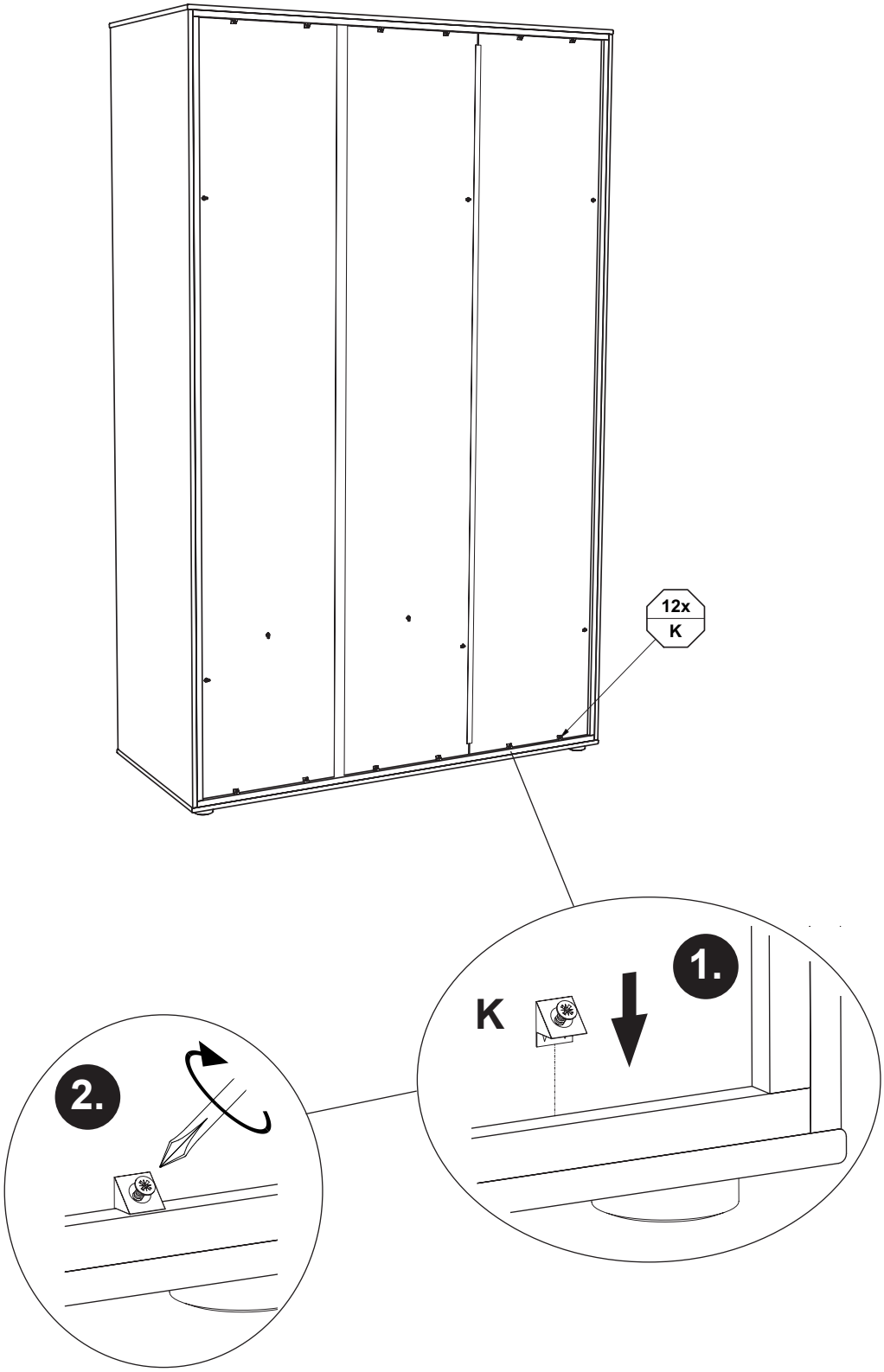

K

12x
681 2498

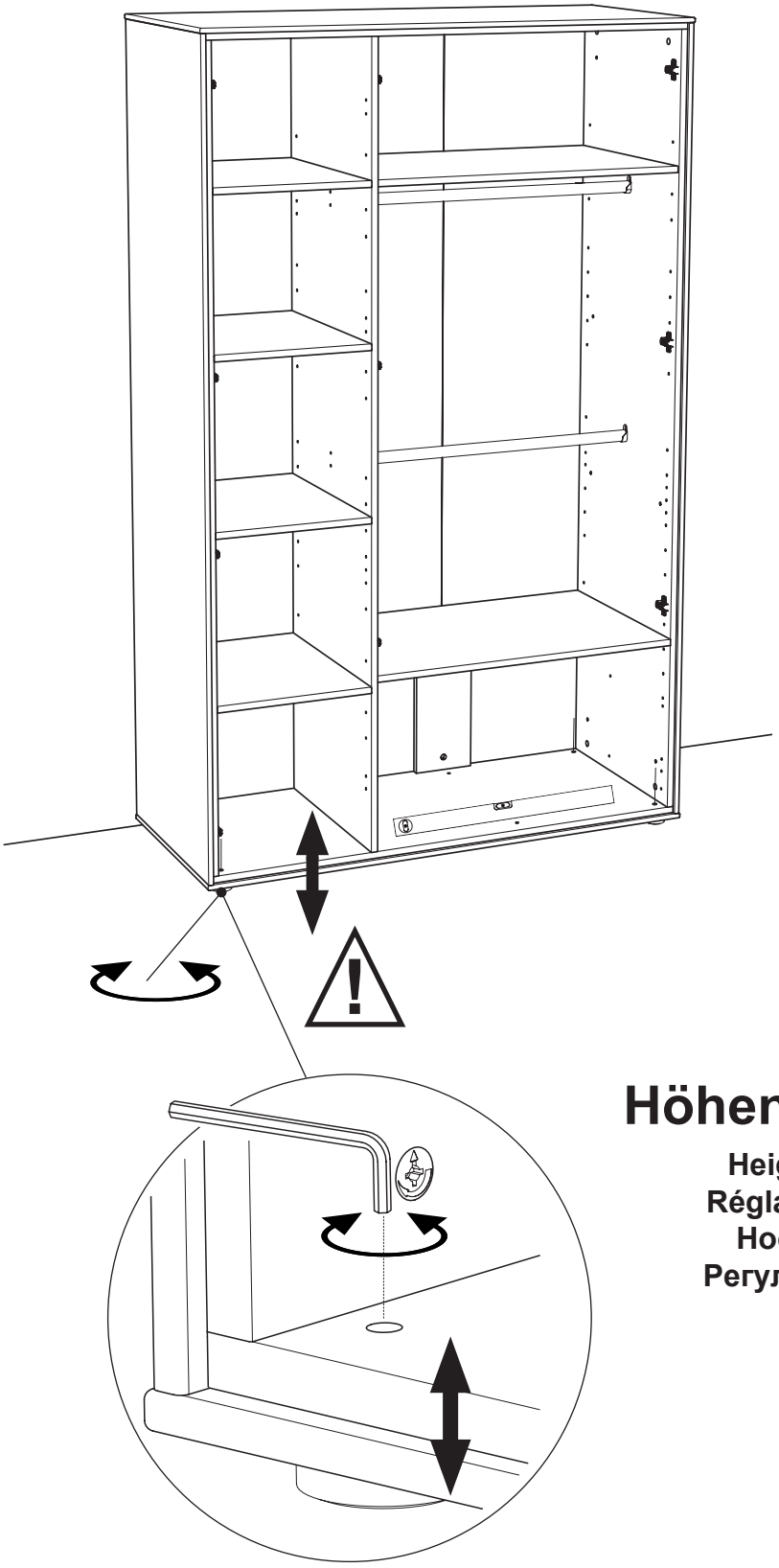

Höhenverstellung !!

Height adjustment !
Réglage de la hauteur !
Hoogteverstelling !
Регулировка высоты !
高度调整!

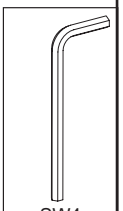

SW4
1x
681 3011

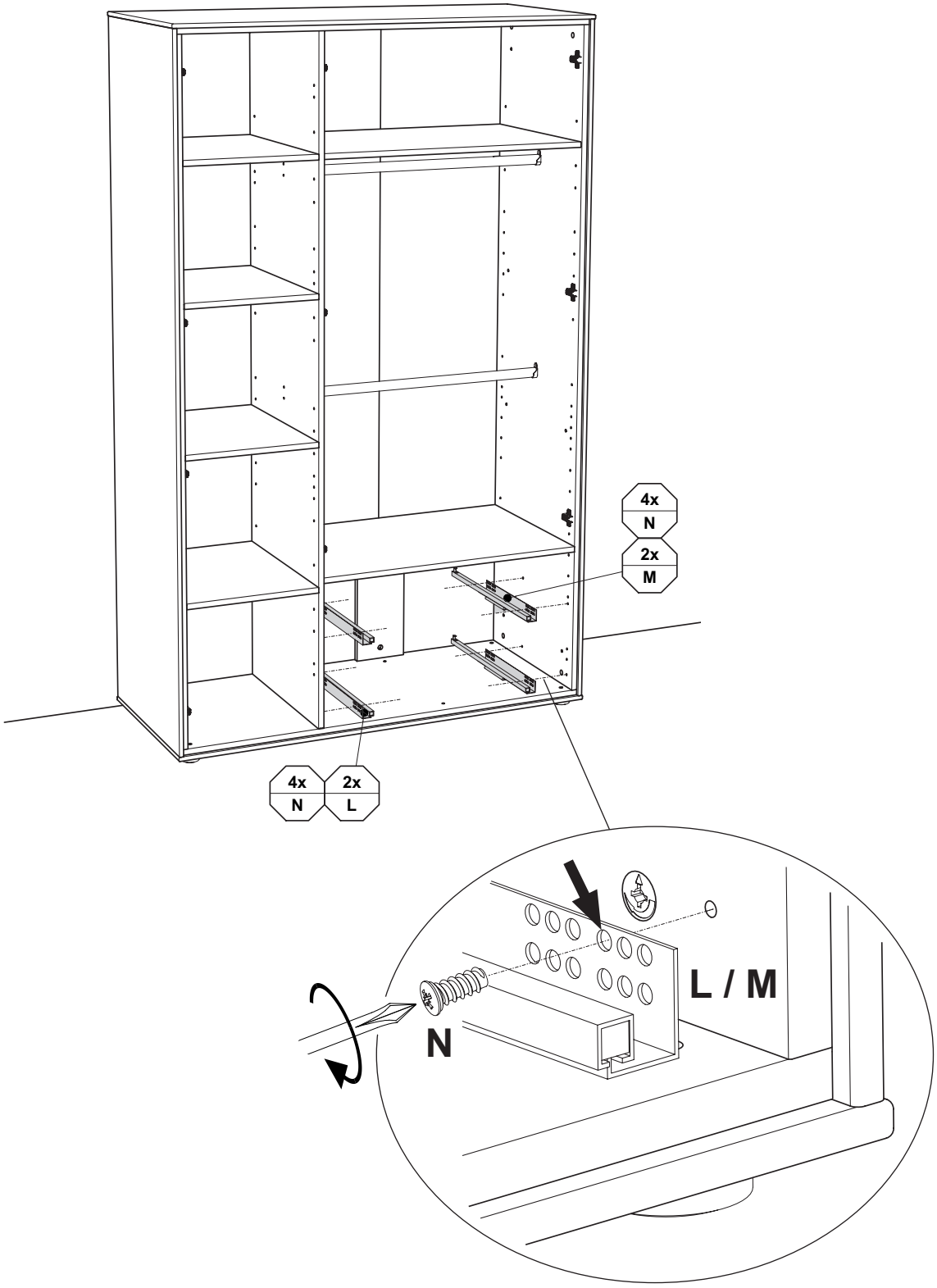

L	M	N
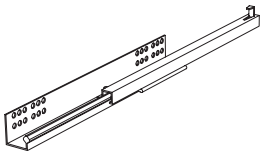	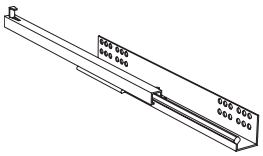	
2x 681 3416	2x 681 3417	6,3 x 14 8x 681 5097

M13

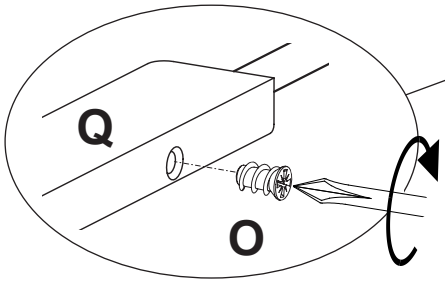

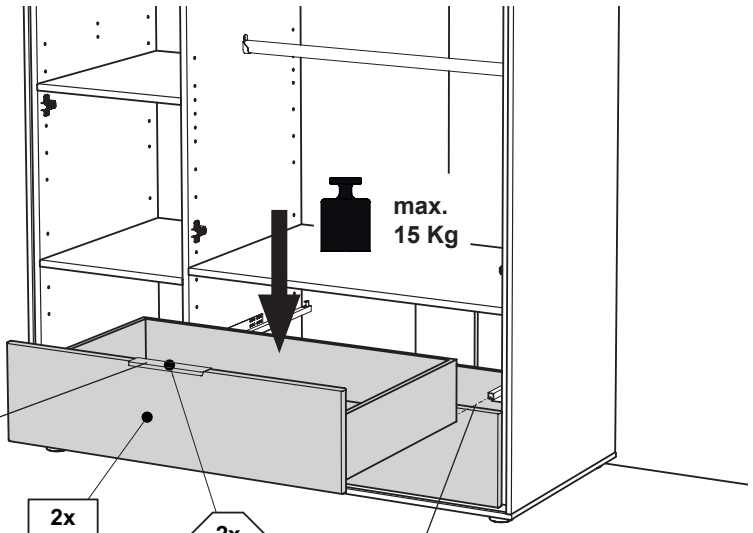



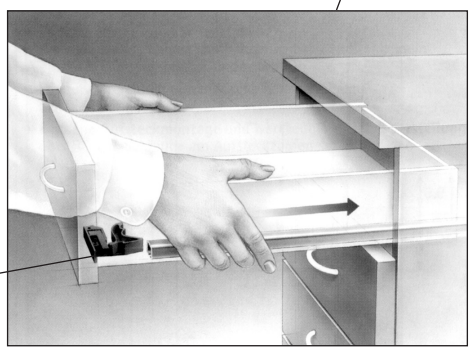

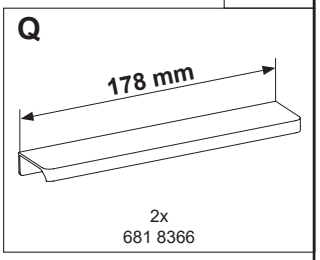

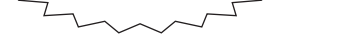

Demontage der Schubkästen

Disassembly of the drawers
Démontage des tiroirs
Demontage van de lades
Демонтаж выдвижных ящиков
拆除抽屉

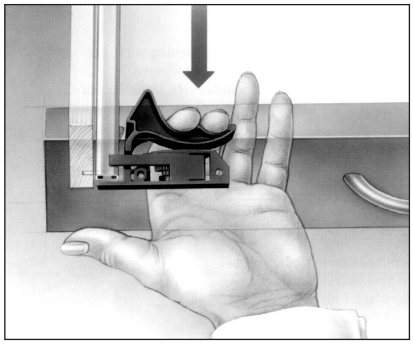

Justierung der Schubkästen

Adjustment of drawers
Réglage des tiroirs
Afstelling van de lades
Регулировка выдвижных ящиков
抽屉的调整

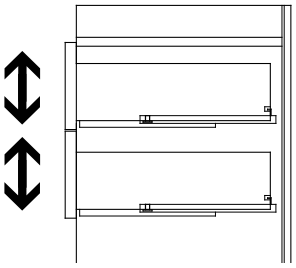

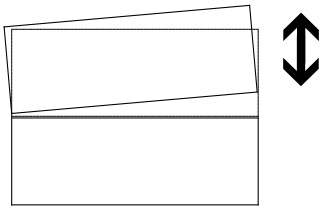



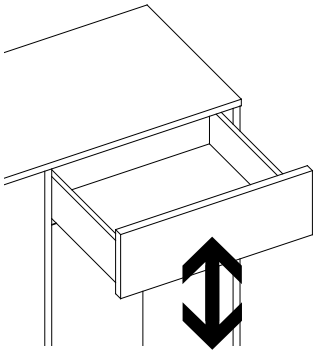

Kippsicherung !!

Tilt protection !
Dispositif anti-basculement !
Kantelbeveiliging !
Защита от опрокидывания !
防倾倒装置!

siehe PK-Nr. 2800

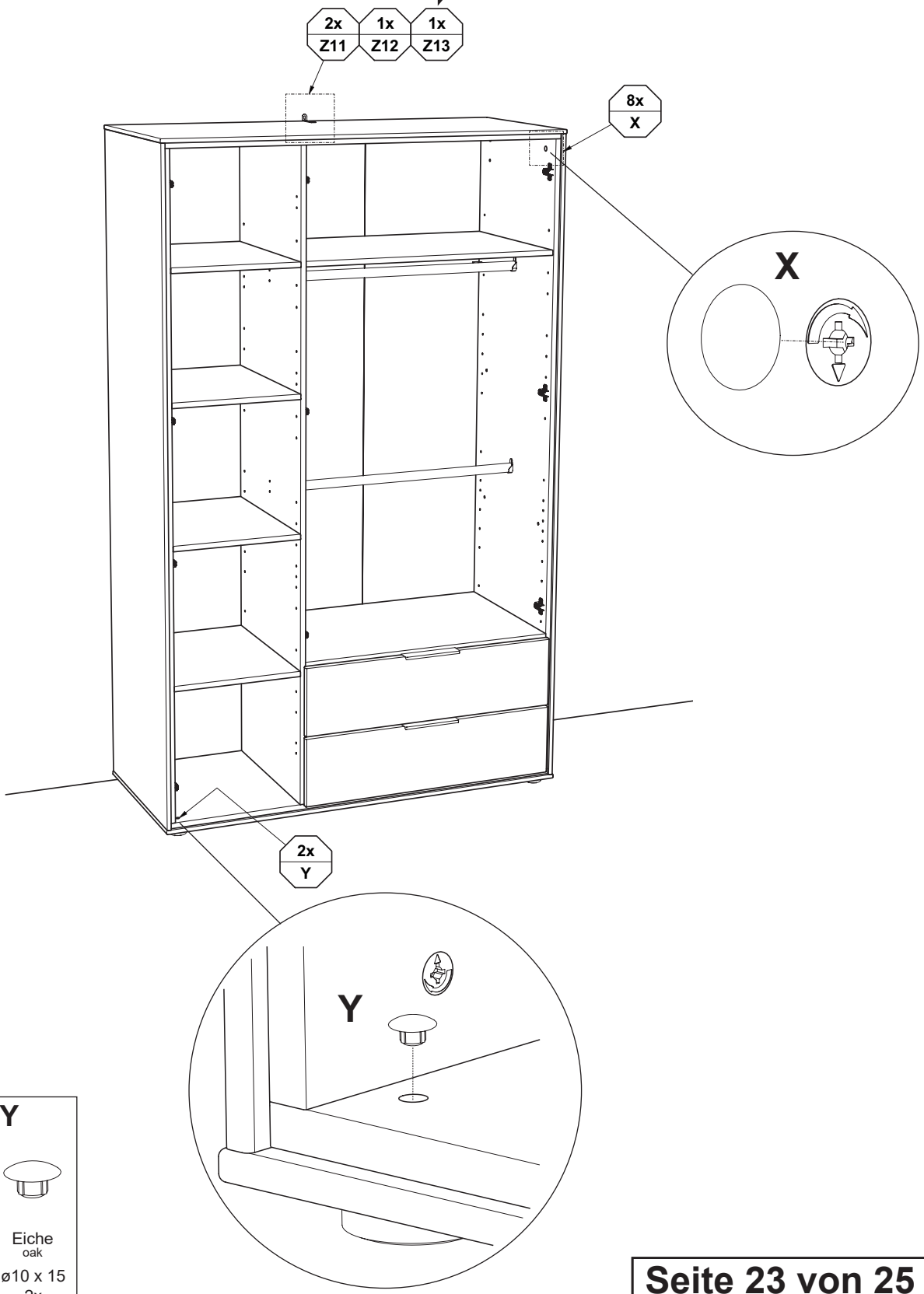

X	Y
Eiche oak 8x 683 0104	Eiche oak ø10 x 15 2x 683 0059

M15

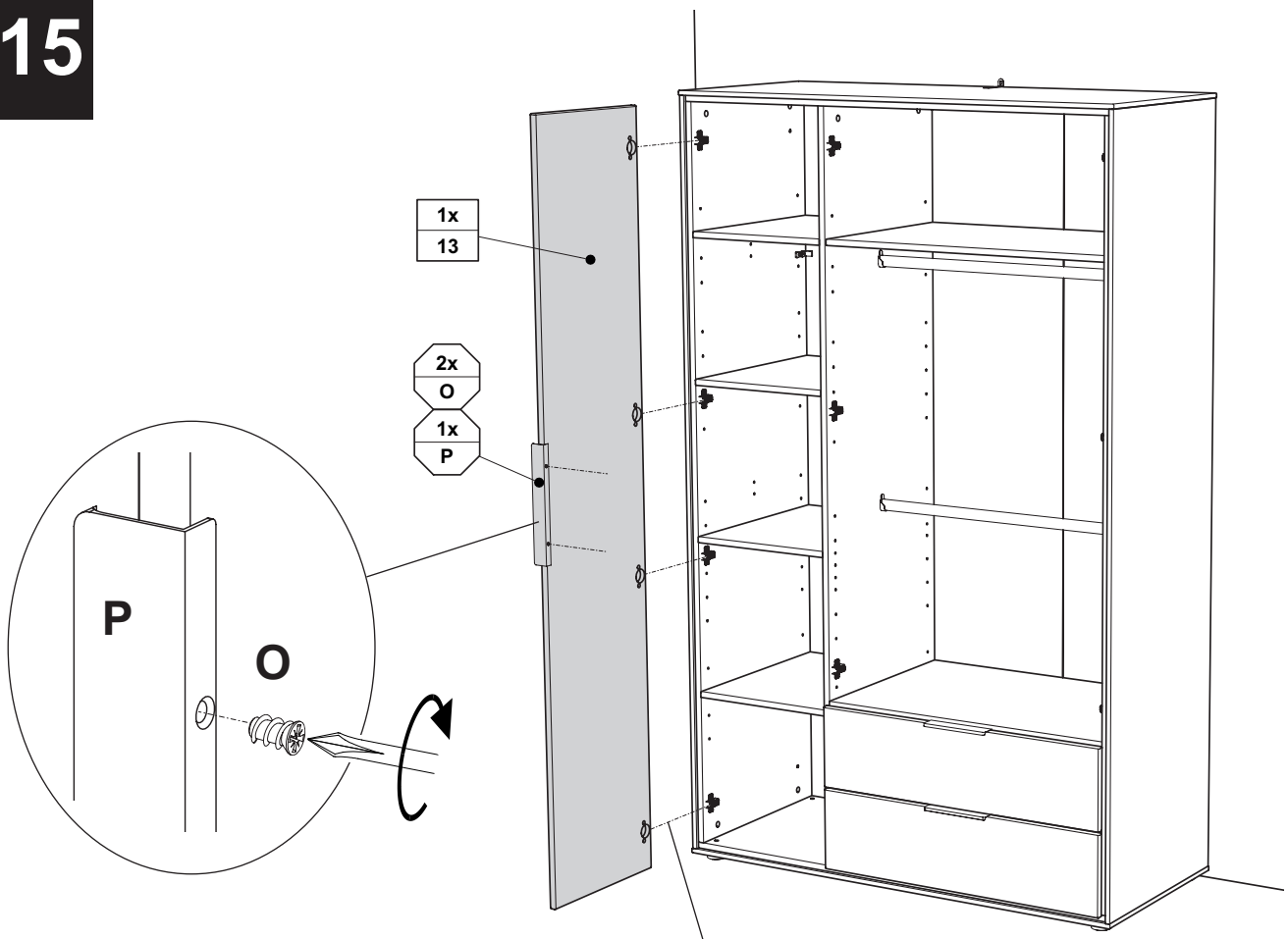

O	P
6,3 x 11 2x 681 5066	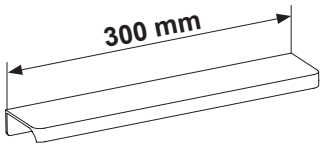 1x 681 8365

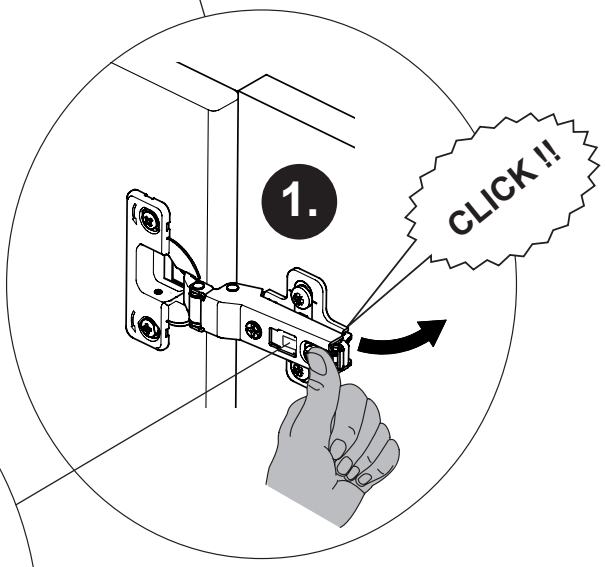

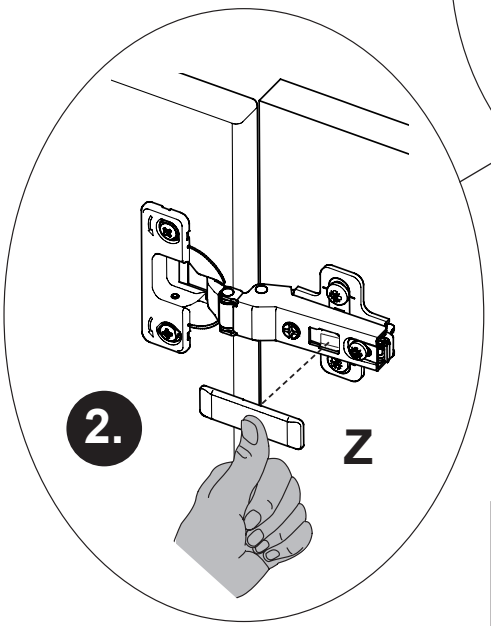

Z
4x 681 2552

Justierung der Türen

Adjustement of doors
Réglage des portes
Afstelling van de deuren
Регулировка дверок
门的调整

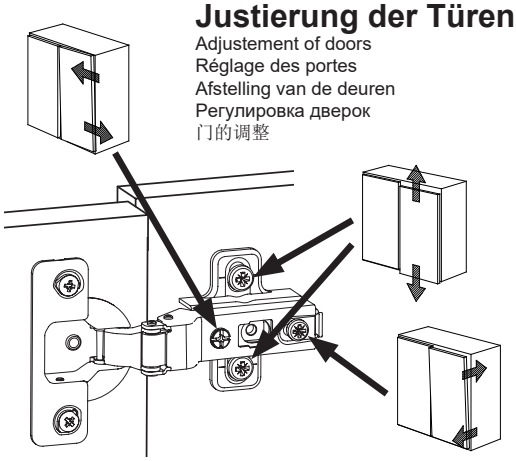

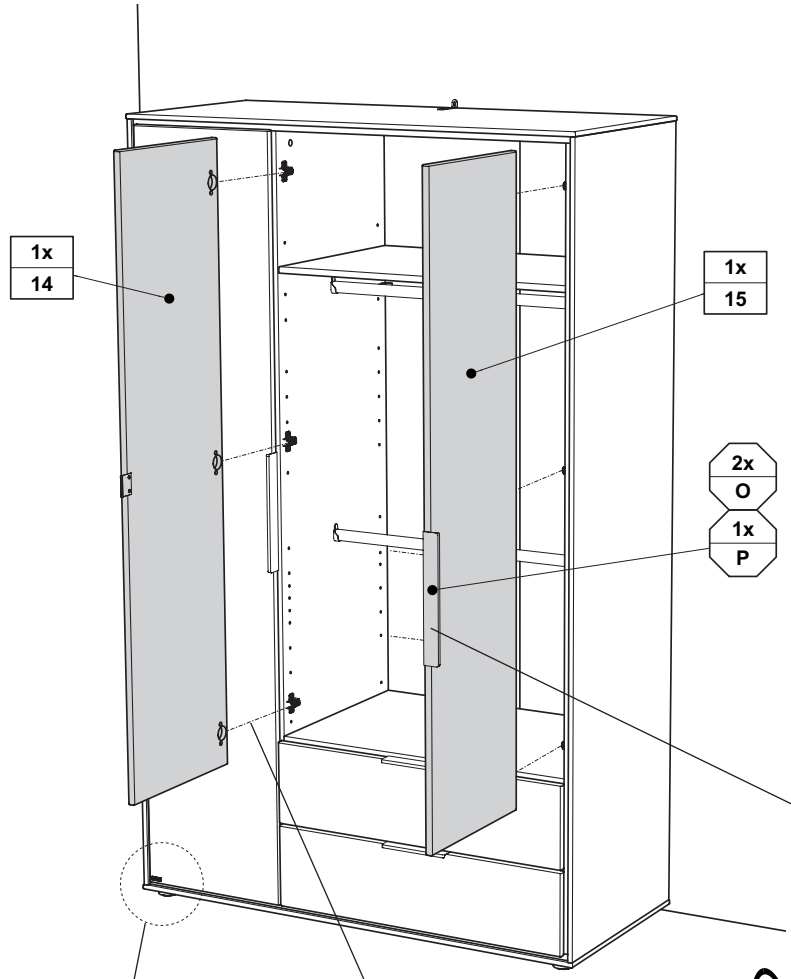

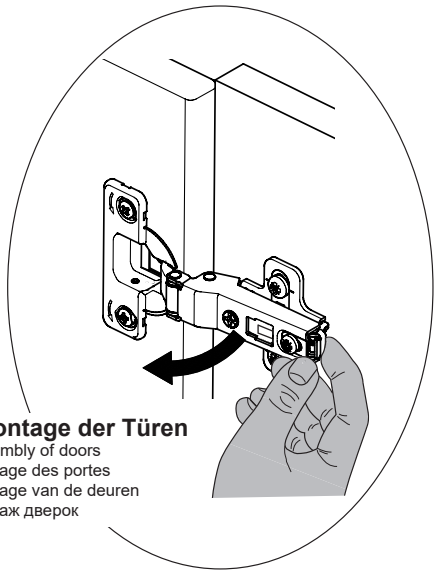

Demontage der Türen
Disassembly of doors
Démontage des portes
Demontage van de deuren
Демонтаж дверок
拆卸门

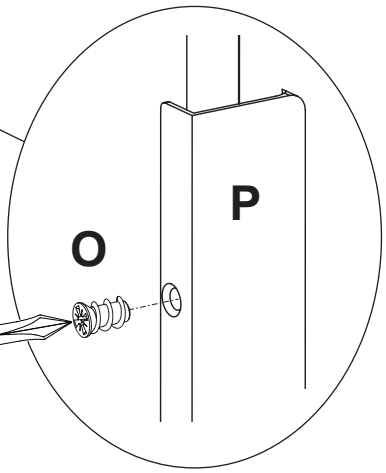



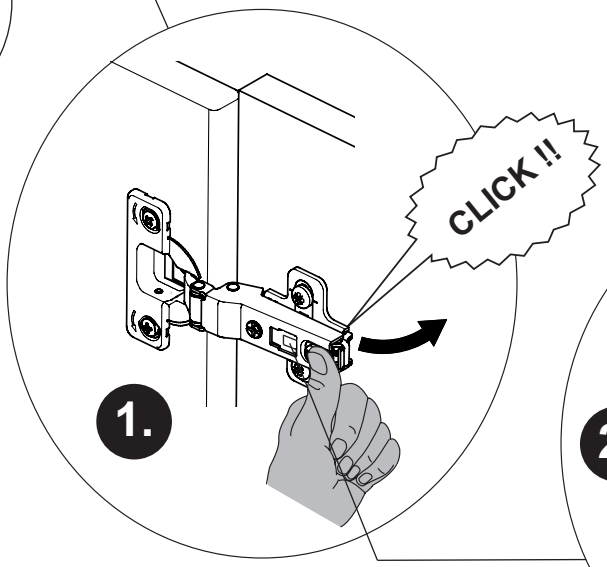

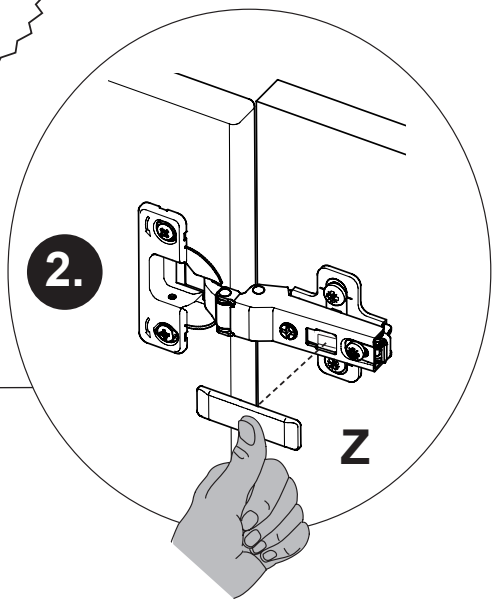

U	Z	O	P
			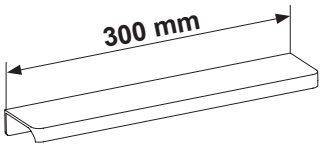
1x 681 0890	6x 681 2552	6,3 x 11 2x 681 5066	1x 681 8365