
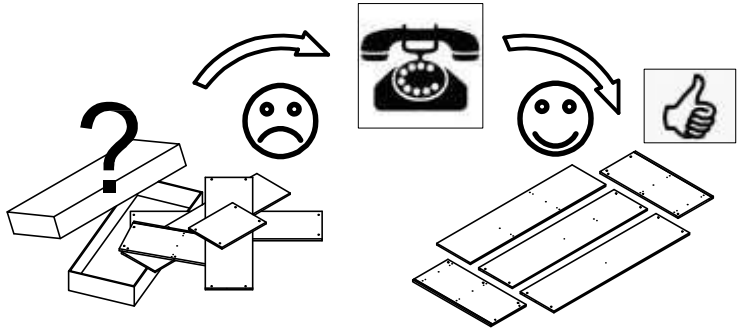


Service

Name	BARCELONA
Typ	T 30 - TV ELEMENT

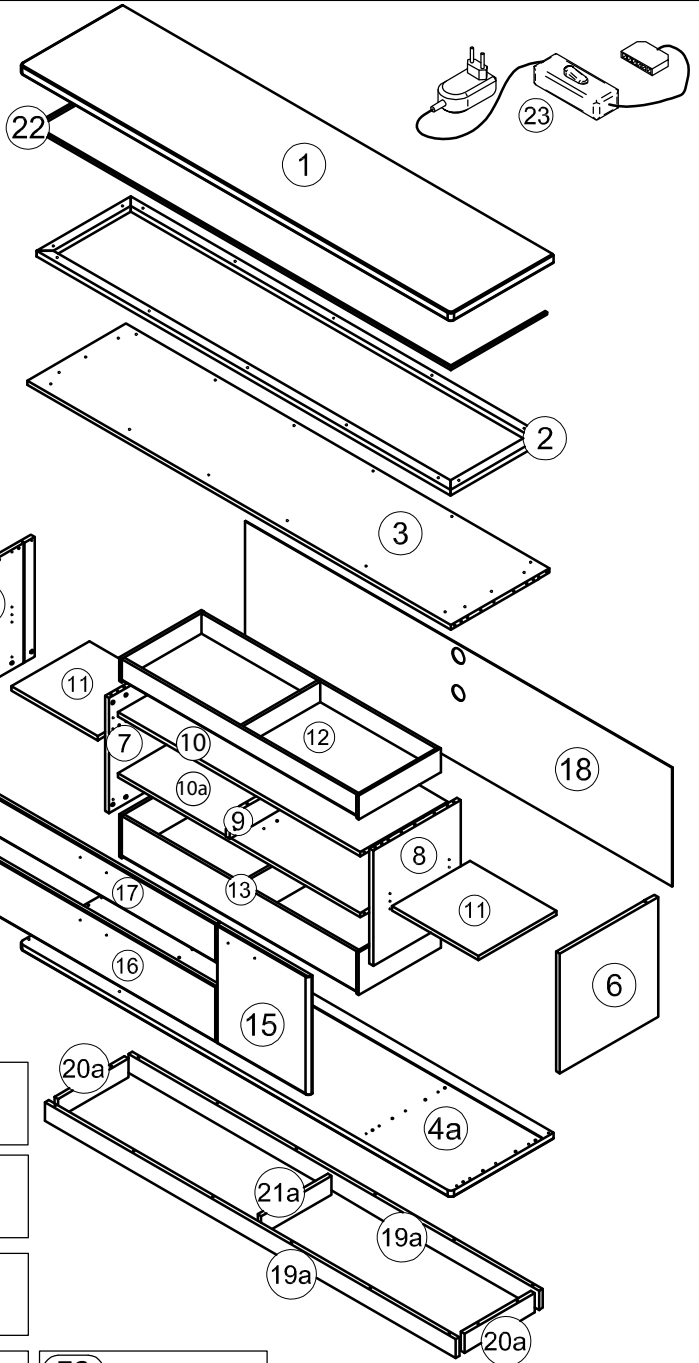



- ① 2102×500×38
- ② 2016×458×25
- ③ 2062×480×19
- ④a 2102×500×28
- ⑤ 505×480×19
- ⑥ 505×480×19
- ⑦ 486×426×19
- ⑧ 486×426×19
- ⑨ 286×96×19
- ⑩ 1180×426×18
- ⑩a 1180×426×19
- ⑪ 420×380×18
- ⑫ 1165×400×100
- ⑬ 1165×400×180
- ⑭ 445×500×20
- ⑮ 445×500×20
- ⑯ 1196×236×20
- ⑰ 1196×164×20


- ⑱ 2078×502×3
- ⑲a 2000×80×19
- ⑳a 342×80×19
- ㉑a 342×80×18

⑳ 2040×470×470
Beleuchtung!!


㉓ **Trafo!!**

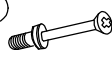
D1
Ø8x32 mm




EX
Ø15x12 mm




T1




W1



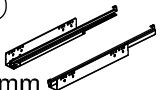
B



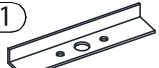
ST




R40
400mm




Q1




D2
Ø6x32 mm



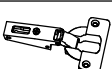
S-25
3,5x25 mm



GL



H1
0mm




KS
42x20x20




M40
M4x40 mm



S2-35
4x35mm




S2-45
4x45mm



KL
30x30mm



S2-16L
4x16 mm



S-16
3,5x16 mm




PG
128 mm




ES
6,3x13mm



P1




C2



M25
M4x25 mm



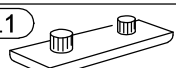
S1-20
3x20 mm



Q2



L1



Modellname: **BARCELONA**

MONTAGEANLEITUNG

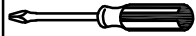
TYPE T30 - TV ELEMENT

1/2

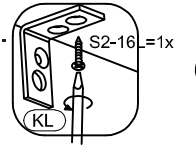
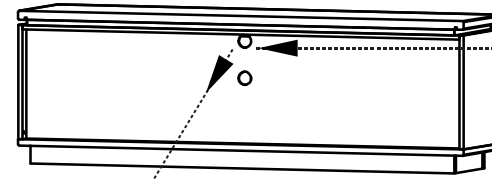
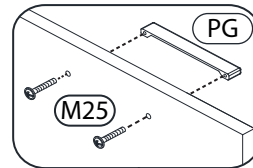
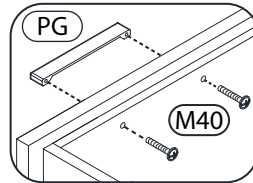
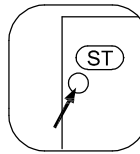
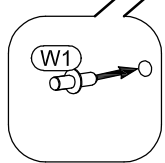
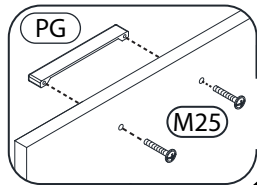
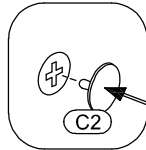
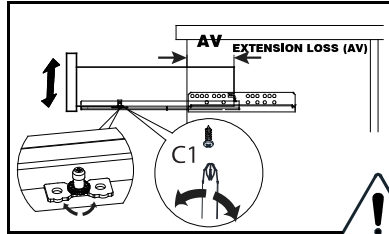


2 Persons

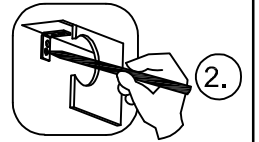
10
Min.



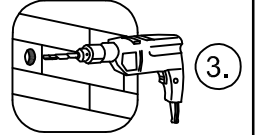
Schublade mit 3x20mm schrauben an die Unterführungschine befestigt



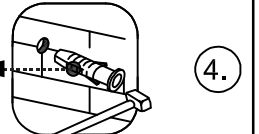
1.



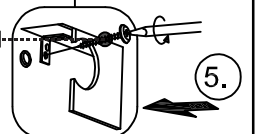
2.



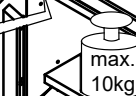
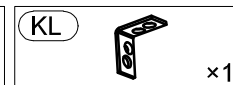
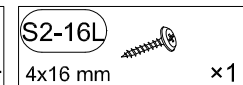
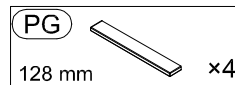
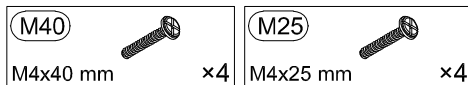
3.



4.



5.

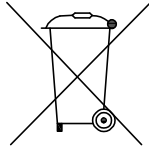


Modellname: **BARCELONA**

MONTAGEANLEITUNG

TYPE T30 - TV ELEMENT

2/2



Das Symbol der durchgekreuzten Mülltonne bedeutet, dass elektrische sowie elektronische Teile nicht mit dem Hausmüll entsorgt werden dürfen. Bitte alle elektrischen/elektronischen Teile wie in der Aufbauanleitung gezeigt abmontieren und getrennt entsorgen.



The crossed-out bin means that this product includes electrical and electronic pieces that must not be disposed of in the regular domestic waste. Please remove all electric/electronic equipment as described in the AI and dispose separately.

